

Myanmar Driving Licence (Sample)



Licence Plate(Sample)



Certificate of Vehicle Registration (Sample)

 ယာဉ်မှတ်ပုံတင်သက်သေခံလက်မှတ်
(Certificate of Vehicle Registration)

SPECIMEN

ယာဉ်အမှတ် (Plate No) _____
အမျိုးအမည် (Make & Model) _____
အမျိုးအစား (Vehicle Type) _____

စက်အမှတ် (Engine No) _____
ဘောင်အမှတ် (Chassis No) _____
အရောင် (Color) _____
ယာဉ်နှင့်ကုန်အလေးချိန် (Gross Vehicle Weight) _____
အသုံးပြုမှု (Use Character) _____
ပိုင်ရှင်အမည် (Owner) _____
နေရပ်လိပ်စာ (Address) _____

ကုန်ဆုံးရက် (Valid up to) _____
ထုတ်ပေးရက် (Issue Date) _____

1A4741575

တာဝန်ခံလက်မှတ် _____

Vehicle Inspection Certificate (Sample)

Front Page

CAUTION သတိ

1. The Certificate shall be carried on the motor vehicle at all times and the said Certificate shall be made available for inspection upon demand.

မော်တော်ယာဉ် အသုံးပြုသူက ကာလပတ်လုံး သက်သေခံလက်မှတ်အား မော်တော်ယာဉ်တွင် အစဉ်သယ်ဆောင်ထားရမည်ဖြစ်ပြီး အဆိုပါသက်သေခံလက်မှတ်အား တာဝန်ရှိသူက စစ်ဆေးရန် လိုအပ်လျှင် ထုတ်ပြရမည်။

2. The holder of a valid certificate shall be responsible for ensuring that the vehicle be maintained to the standard and conditions of roadworthiness during the period of validity. Any failure shall subject the holder to penalties in accordance with appropriate laws.

သက်တမ်းရှိ သက်သေခံလက်မှတ် ကိုင်ဆောင်သူအနေဖြင့် သက်သေခံလက်မှတ် သက်တမ်းတစ်လျှောက် လမ်းအန္တရာယ် ကင်းရှင်းမှုအတွက် လိုအပ်သော စံချိန်စံညွှန်းများနှင့်အညီ ယာဉ်အား ကြိုခိုင်မှုပြုလုပ်ထားရှိရန် တာဝန်ရှိသည်။ ပျက်ကွက်မှုရှိပါက ကိုင်ဆောင်သူသည် သင့်လျော်သော ဥပဒေများနှင့်အညီ ပြစ်ဒဏ်များ ချမှတ်ခြင်းခံရမည်။

3. This Certificate will be invalid when the vehicle involves in accident.

ယာဉ်တိုက်ခိုက်မှု ဖြစ်ပွားသည့်အချိန်မှစ၍ ဤသက်သေခံလက်မှတ်သည် ပျက်ပြယ်သည်။

WARNING

An inspection Certificate Should not be accepted as evidence of the satisfactory mechanical condition of a used vehicle offered for sale.

သတိပေးချက်

သက်သေခံလက်မှတ်သည် အသုံးပြုပြီးသောယာဉ်အား ရောင်းချခြင်းအတွက် ကမ်းလှမ်းရာတွင် စက်မှုပိုင်းဆိုင်ရာ လုံလောက်သော သက်သေ အထောက်အထား တစ်ခု မဖြစ်စေရ။

THE REPUBLIC OF THE UNION OF MYANMAR
MINISTRY OF TRANSPORT AND COMMUNICATIONS
ROAD TRANSPORT ADMINISTRATION DEPARTMENT

ပြည်ထောင်စုသမ္မတမြန်မာနိုင်ငံတော်
ပို့ဆောင်ရေးနှင့် ဆက်သွယ်ရေးဝန်ကြီးဌာန
တုန်းလမ်းပို့ဆောင်ရေးညွှန်ကြားမှုဦးစီးဌာန

Vehicle Inspection Certificate

မော်တော်ယာဉ် စစ်ဆေးချက် သက်သေခံလက်မှတ်

SPECIMEN



Certificate Serial Number
သက်သေခံလက်မှတ် အမှတ်စဉ်

778099

Vehicle Inspection Certificate (Sample)

Back Page

The motor vehicle, of which the Registration Number ishaving been examined under section 9 of the 1989 Motor Vehicle Rules, it is hereby certified that at the date of the examination there of the statutory requirements prescribed by Regulations made under the said section 9 were complied with in relation to the vehicle.

မော်တော်ယာဉ်မှတ်ပုံတင်အမှတ် ဖြစ်သော ဤမော်တော်ယာဉ်ကို ၁၉၈၉ ခုနှစ်၊ မော်တော်ယာဉ် နည်းဥပဒေ ၉ ဝါ ပြဋ္ဌာန်းချက်များ အရ စစ်ဆေးပြီး၊ မော်တော်ယာဉ်စစ်ဆေးသည့်နေ့တွင် မော်တော်ယာဉ်နှင့် ပတ်သက်၍ အဆိုပါ နည်းဥပဒေ ၉ တွင် ပြဋ္ဌာန်းထားသည့် လုပ်ထုံးလုပ်နည်းများအတိုင်း ဥပဒေအရ လိုအပ်ချက်ကို လိုက်နာကြောင်း အတည်ပြုပါသည်။

- (1) Vehicle Inspection Station Number
ယာဉ်စစ်ဆေးသည့်ဌာနအမှတ်
- (2) Date of Inspection
ယာဉ်စစ်ဆေးသည့်ရက်စွဲ
- (3) Date of Expiry
ကုန်ဆုံးမည့်ရက်စွဲ
- (4) Serial Number of immediately preceding Inspection Certificate
ယခင်ယာဉ်စစ်ဆေးသည့် သက်သေခံလက်မှတ်အမှတ်စဉ်
- (5) Signature
လက်မှတ်
- (6) Inspector appointed by / For or on behalf of
ခန့်အပ်ထားသော စစ်ဆေးရေးအရာရှိ/ ကိုယ်စား

SPECIMEN



The particulars of the vehicle are mentioned below:

မော်တော်ယာဉ်၏ အချက်အလက်များမှာ အောက်ပါအတိုင်း ဖြစ်ပါသည်။

- (1) Make
အမျိုးအမည်
- (2) Approximate year of manufacture
ထုတ်လုပ်သည့်နေ့မှန်းရုနှစ်
- (3) Recorded mileage
မောင်းနှင်ပြီးမီလ်
- (4) Chassis Number
ဘောင်/ကိုယ်ထည်အမှတ်
- (5) Engine Number
အင်ဂျင်နီယာ
- (6) If a goods vehicle, unladen weight
ကုန်တင်ယာဉ်ဖြစ်လျှင် ကုန်မပါအလေးချိန်
- (7) If not a goods vehicle, horsepower or cylinder capacity of engine
ကုန်တင်ယာဉ်မဟုတ်လျှင် ဖြစ်ကောင်ရေ/ အင်ဂျင်ဆလင်ဒါအရွယ်အစား

KEEP THIS CERTIFICATE SAFELY

CHECK carefully that the particulars quoted above are correct. Certificates showing alterations should not be issued on accepted. They may delay the renewal of a licence.

ဤသက်သေခံလက်မှတ်ကို လုံခြုံစွာ သိမ်းထားပါ။ အထက်တွင်ဖော်ပြထားသော အချက်အလက်များ မှန်ကန်မှု ရှိမရှိ သေချာစွာ စစ်ဆေးပါ။ ပြင်ဆင်ချက်တစ်စုံတစ်ရာ တွေ့ရှိပါက လက်ခံမည်မဟုတ်ပါ။ ယင်းကြောင့် နှစ်လသက်တမ်းတိုးရာတွင် ကြွန်ကြွန်နိုင်ပါသည်။

MOTOR VEHICLE REQUIREMENT STANDARDS

| NO | SUB SUBJECT | STANDARDS |
|----|---|--|
| 1. | Brake minimum efficiency % a. Service brake Passenger, Cargo car and Bus 1. GVW \leq 3500 Kg 2. GVW $>$ 3500 Kg b. Parking brake 1. Rigid Vehicle 2. Trailer combination | 60 % 50 % 16% gradient (up grade or down grade) 12% gradient (up grade or down grade) |
| 2. | Side slip (m / km) | -5 to +5 |
| 3. | Horn (dBA) | 90 |
| 4. | Overall Noise max (dBA) | 115 |
| 5. | Main lamp min (cd) light alignment | 12000 Up : $<$ 0 Down : $<$ 2/100 Left : $<$ 2/100 Right : $<$ 2/100 R Lamp $<$ 1/100 L Lamp |
| 6. | Min turning radius, max (m) | 12 |
| 7. | Elevation of speedometer (%) | -10 to +15 |
| 8. | Exhaust Emission (Smoke) | $<$ 50% Bosch unit |
| 9. | Depth of groove of tyre min (mm) | 1 mm |

MOTOR VEHICLE REQUIREMENT ON AXLE LOAD, WEIGHT & DIMENSION

| NO | SUB SUBJECT | STANDARDS |
|----|---|--|
| 1. | Axle load Axle load maximum | 10000 Kg |
| 2. | Vehicle weight (a) Truck with 2 axles (b) Truck with 3 axles (c) Truck with 4 axles (d) Articulated Truck (max) | 16000 Kg 21000 Kg 25000 Kg 38000 Kg |
| 3. | Dimension (a) Overall Length (max) (b) Overall Width (max) (c) Overall Height (max) normal vehicle container carrier | 12.2 m 2.5 m 3.66 m 4.6 m |
| 4. | Rear overhang | 60% of Wheelbase |

GOVERNMENT OF THE UNION OF MYANMAR
MINISTRY OF RAIL TRANSPORTATION
ROAD TRANSPORT ADMINISTRATION DEPARTMENT

1989 MOTOR
VEHICLE RULES

Edited and approved by the Attorney General Office,
Letter No.1(3)/ 1-1(45) dated 19th February 1998

CONTENTS

| <u>CHAPTER</u> | <u>PARTICULARS</u> | <u>PAGE</u> |
|----------------|---|-------------|
| I. | TITLE AND DEFINITION | 1 |
| II. | REGISTRATION OF MOTOR VEHICLES | 4 |
| III. | CONSTRUCTION, INSTALLATION OF EQUIPMENT AND MAINTENANCE OF MOTOR VEHICLES | 13 |
| IV. | ISSUE OF LICENCE TO DRIVERS OF MOTOR VEHICLE, DRIVERS OF OTHER MECHANIZED VEHICLE AND CONDUCTORS / SPAREMAN | 24 |
| V. | CARRYING OUT THE BUSINESS OF ESTABLISHMENT FOR INSTRUCTING LEARNERS IN THE DRIVING OF A MOTOR VEHICLE AND SCHOOL FOR MOTORING | 31 |
| VI. | CONDITIONS FOR HIRED MOTOR VEHICLES | 35 |
| VII. | MOTOR VEHICLE TRAFFIC CONDITIONS (RULES) | 40 |
| VIII. | RULES (CONDITIONS) TO BE OBSERVED BY THE PEDESTRIANS | 54 |
| IX. | RULES (CONDITIONS) TO BE OBSERVED BY CYCLISTS | 57 |
| X. | TRAFFIC SIGNS, MARKING OF THE ROAD AND SIGNALS | 58 |
| XI. | MISCELLANEOUS | 59 |

The Government of the Union of Myanmar
The Ministry of Transport and Communications
Notification No. 1 / 89
The Motor Vehicles Rules
2nd Waxing Day of Nadaw, 1351 M.E.
(29th November, 1989)

In exercise of the powers conferred under section 33 of The Motor Vehicles Law, 1964, the Ministry of Transport and Communications, the Government of the Union of Myanmar makes the following Rules.

Chapter I
Title and Definitions

1. These Rules shall be called the Motor Vehicles Rules.
2. The expressions contained in these Rules shall have the meanings given hereunder :-
 - (a) "Law" means The Motor Vehicles Law, 1964;
 - (b) "Central Registering Authority" means the Department of Road Transport Administration under the Ministry of Transport and Communications carrying out the duties and exercising the powers of the licensing authority under section 2 (d) of the Law and the registering authority under section 2 (f) of the Law;
 - (c) "Registering Authority" means a body to which the Central Registering Authority has delegated its powers under this Law;
 - (d) The expression "Traffic Police" includes a member of the Myanmar Police Force in uniform who controls and regulates traffic on the road ;
 - (e) "Owner" means a person who has registered at the Registering Authorities under the Motor Vehicles Law to operate a vehicle. Registration shall not be deemed to mean actual ownership;
 - (f) "Person responsible for a vehicle" includes a person using a vehicle or a driver or a conductor or a spareman pertaining to such vehicle;
 - (g) "Guardian" means any person from amongst close relatives, if he is a guardian of the owner who is a minor, under section 2(j) of the Law;

- (h) "Establishment for instructing learners in the driving of a Motor Vehicle" means an establishment in which a sole instructor trains not more than four trainees at a time on payment of any fee or benefit;
- (i) " School for motoring " means a school for motoring other than an establishment for instructing drivers on payment of any fee or benefit ;
- (j) "Motor Vehicles Workshop" means a workshop where the assembly, repairs, overhaul and maintenance of a motor vehicle is carried out;
- (k) "Motor Cycle" means any two-wheeled vehicle, with or without a side-car. The nomenclature of a motor-cycle includes " moped " and " engine propelled cycle " . A motor-cycle having a side-car shall be regarded as a motor-cycle. If a motor-cycle has a trailer, it shall be regarded as a three-wheeled vehicle;
- (l) "Hired Vehicle" means a motor vehicle employed in the business of transportation on payment of any fare or benefit ;
- (m) "Taxi" means a passenger motor vehicle registered as a hired vehicle and carrying not more than 5 passengers other than a driver;
- (n) "Light Motor Vehicle" means a motor vehicle with a capacity for carrying goods of a total load of up to 3000 Kilograms (3 tons);
- (o) "Heavy Motor Vehicle" means a motor vehicle with a capacity for carrying goods of a total load of more than 3000 Kilograms (3 tons);
- (p) "Trailer" means a combined vehicle which consists of a hauling motor vehicle drawing a trailer. It may also be called combined tractor / trailer vehicle.
- (q) "Tractor" means a type of vehicle constructed for a power to haul loads. It covers a harrowing which is also used for purposes other than harrowing;
- (r) "Slow-moving Vehicle" means any motor vehicle, animal drawn carriage, push cart, hand cart, tri-shaw with side and rear attachments and cycles used for sale and advertisement of articles such as lottery tickets and medicines etc., having registered with the relevant organization or holding a licence and having been permitted access on the motor road;
- (s) "Unladen weight" means the weight of the vehicle exclusive of the driver, conductor, spareman and the passengers or goods. Such weight includes the weight of the fuel up to the capacity of the tank, a spare wheel and tools;

- (t) "Laden-weight" means the total of the weight of the driver, conductor / spareman , passengers or goods and the unladen weight of the vehicle;
- (u) "Road Sign " means the signs and symbols shown on signboards on and by the sides of the roads to be observed by the road users;
- (v) The expression "Signal" includes all signals indicated by hands or lights attached to a vehicle while on the road by the road users such as drivers of vehicles, drivers of, or riders of or persons pushing or drawing a slow moving vehicle and the signals employed by means of hands or sound of whistle together with hands or a signalling device or any other appropriate means by a traffic police or an authorized person regulating the flow of traffic on the road and signals indicated by traffic lights erected on the road area;
- (w) The expression " Road Area" includes the entire surface of the road available to motor vehicles, pedestrians and other road-users: -
- (1) Roads constructed for motor traffic;
 - (2) Islands and island markings on the carriageways;
 - (3) Pavements or prescribed foot-paths and cycle tracks at the sides of a carriageway;
 - (4) Road shoulders ;
 - (5) Car parks and bus stops made or indicated at the sides of a carriageway;
 - (6) Places where there are direction signboards, traffic light posts, lamp posts, transformers, post boxes, telephone posts and telephone communication boxes at the sides of a carriage way .
- (x) " Two-way Road" means a road where vehicles can proceed in opposite directions;
- (y) " One-way Road" means a road where vehicular traffic in opposite directions is strictly prohibited but are allowed to proceed only in the prescribed direction ;
- (z) "Traffic Lane" means the direction indicated for the vehicles to drive one after another along the carriageway ;
- (aa) "Speed" means the number of Kilometres (miles) covered by a vehicle per hour;
- (bb) "Stopping" means temporary stoppage of the vehicle while under the control of the driver at the stopping places under the traffic regulation;
- (cc) "Halting" means halting of the vehicle while under the control of the driver for picking up or setting down passengers or for loading or unloading goods;

(dd) "Parking" means parking the vehicle at the place prescribed for parking after switching off the engine;

(ee) ("Hair Pin Bend") "U" turn means swerving in the formation of a hair pin bend on a two-way road from the present direction to an opposite direction.

Chapter II

Registration of Motor Vehicles

3. The Central Registering Authority shall undertake the registration of the motor vehicles. It may delegate its powers to the Registering Authority.
4. Motor vehicles other than those mentioned in Rule 6 shall be registered with the Central Registering Authority.
5.
 - (a) The person entered in the vehicle registration booklet and records issued by the Central Registering Authority for a motor vehicle registered under this Chapter is the registered owner.
 - (b) Joint owners or religious, economic and social associations may also register as owners. Measures to be taken in connection with such motor vehicle may be assigned to any one person from amongst the joint owners or from religious, economic and social associations.
 - (c) In the case of a minor there shall be a guardian taking responsibility on his behalf. The name and address of the guardian shall be entered together with that of the owner in the vehicles registration booklet and records.
 - (d) Change of ownership of a motor vehicle effected with the cognizance of the registering authority only be valid.
6. The motor vehicles not required to be registered are as follows;-
 - (a) Motor vehicles used by the Armed Forces (Army, Navy, Air Force);
 - (b) Heavy machineries such as earth excavators, bulldozers, grader, dump truck and road rollers;
 - (c) Tractors (ploughing machines) exclusively used for agriculture;
 - (d) Motor vehicle or machineries not used in the public places.
7.
 - (a) The tenure of registration of a motor vehicle shall be as prescribed by the Central Registering Authority. The expiry date shall be the last day of the month on which the tenure expires.
 - (b) The owner shall, before the expiry of the tenure prescribed under sub-rule (a) renew the

registration of his vehicle at the Registering Authority normally during the month in which the registration expires. However, in exceptional cases, the Central Registering Authority may prescribe for renewal of registration 90 days prior to the expiry of the tenure of registration.

(c) If a renewal is made by the owner after the expiry of the tenure prescribed under sub-rule (a), he shall pay fees for delay levied by the Central Registering Authority in addition to the prescribed registration fees.

(d) When the period of failure to make renewal for registration is five years consecutively, such registration for the motor vehicle shall become invalidated automatically.

(e) The renewal of registration shall be made at the Registering Authority which is relevant to the address of the owner mentioned in the motor vehicle registration booklet.

(f) The owner shall have paid a premium on third party risk insurance for his motor vehicle prior to the renewal of motor vehicle registration.

(g) The Registering Authority shall, after testing the motor vehicle, renew the registration only if it is in conformity with the stipulations.

(h) The owner shall affix the registration certificate renewed by the Registering Authority on his vehicle so that it may be clearly visible from the front view.

(i) The Registering Authority renewing the motor vehicle registration under this Rule shall report the particulars on the renewed motor vehicle to the Central Registering Authority as prescribed.

8. (a) The person responsible to maintain a motor vehicle in accordance with section 5 of the Law at all times shall be the owner only.

(b) The person responsible shall maintain his motor vehicle as prescribed under Chapter III of these Rules.

9. Testing of the motor vehicle-

(a) The Registering Authority shall test a motor vehicle before registration or before renewal of registration and in accordance with the requirements of section 5 of the Law.

(b) Where the motor vehicle of the State authorities are maintained by qualified engineers, the Central Registering Authority may, under conditions prescribed, allow such

engineer to test the motor vehicle of such authorities on behalf of the Registering Authority.

- (c) In order to obtain permission for registration of any motor vehicle testing shall be done as to whether or not it is in conformity with the construction, equipment and maintenance of motor vehicles as prescribed in Chapter III of these Rules.
- (d) The Central Registering Authority shall determine the procedures for testing of motor vehicles by and on behalf of the Registering Authority.

10. The following shall be carried out regarding the change of registration of a private motor vehicle to that of a hired motor vehicle:-

- (a) Where an owner having registered his motor vehicle as a private motor vehicle is desirous of carrying out with his motor vehicle a business of transporting passenger or goods on hire charges or for any benefit, he shall apply for the change of registration to that of a hired motor vehicle as prescribed by the Central Registering Authority.
- (b) An owner desirous of changing the registration to that of a hired motor vehicle shall be a citizen, associate citizen or naturalized citizen of the Union of Myanmar.
- (c) Regarding the motor vehicle to be changed into a hired one, the owner shall meet the difference in premium relating to third party risk insurance;
- (d) The Central Registering Authority shall determine the manner in which a hired motor vehicle is to be differentiated from private motor vehicle;
- (e) The expiry date of registration of a hired motor vehicle shall be the same as the expiry date of registration of the previous private motor vehicle;
- (f) An owner permitted to change registration to that of a hired motor vehicle shall obtain a business licence from the relevant department under the Road and Inland Water Transportation Law, 1963.
- (g) Terms and conditions to be observed by the hired motor vehicle are as prescribed in Chapter VI of these Rules.
- (h) A motor-cycle being allowed to be used only as a private vehicle is not allowed to change its registration to that of a hired vehicle.

11. The following shall be carried out in respect of a change of registration of a hired motor vehicle to that of a private motor vehicle:-

- (a) The Registering Authority shall change the registration of such hired vehicle to that of a private vehicle if the owner of the hired vehicle who has obtained a business licence under Rule 10, sub-rule (f) is able to produce evidence that his business licence has been surrendered to the licensing authority;
- (b) The Registering Authority shall, regarding the change of registration of a hired vehicle to that of a private motor vehicle, inform the Central Registering Authority and relevant Myanmar Insurance Corporation.
12. The following shall be carried out regarding the change of address of the owner:-
- (a) The owner desirous of changing his address shall inform the Registering Authority concerned and produce the registration booklet for entry of the new address. On arrival at the new address, he shall inform the new Registering Authority concerned of his arrival. Where a motor vehicle has been without informing the previous Registering Authority, the new Registering Authority may refuse to proceed with the registration;
- (b) The current Registering Authority shall inform the change of address of the owner under sub-rule (a) to the Central Registering Authority and the new Registering Authority concerned;
- (c) Regarding the change of address of the owner of a hired motor vehicle, it shall be carried out according to the provision contained in Chapter VI of these Rules.
13. The following shall be carried out regarding the change of ownership:-
- (a) Where it is desirous of changing of ownership of a registered motor vehicle, both the transferor and the transferee shall take their National Registration Cards and Motor Vehicle registration booklet and present themselves to the Registering Authority and effect the change of ownership;
- (b) The Registering Authority may, in case of failure by anyone out of the two persons mentioned in sub-rule (a) for any reason to present himself to the Registering Authority, allow the change on submission of valid registered documents relating to transfer and acceptance of the motor vehicle or duly registered Power of Attorney. In the case of other special change of ownership, it shall be as prescribed by the Central Registering Authority;
- (c) Change of ownership of a hired motor vehicle shall be carried out according to the provision in Chapter VI of these Rules;
- (d) Where anyone is desirous of prohibiting the intention of the owner to sell, transfer or

- shift the motor vehicle, the Registering Authority may prohibit only if the prohibitory notice of a Court of the Township level at the lowest is sent in advance to the relevant Registering Authority before the change in the name of owner or before shifting the vehicle.
14. (a) If it is desirous of making any alterations to the motor vehicle, the owner shall:-
- (1) apply in advance to the relevant Registering Authority. The alterations desired to be made and the duration shall be mentioned in the application;
 - (2) make alterations only if the Registering Authority permits such application in writing.
- (b) The Registering Authority shall give a reply of its approval or disapproval of the application and the reason therefor to the owner under sub-rule (a).
- (c) Immediately after alterations have been made to the motor vehicle as permitted the owner shall report to the Registering Authority together with the registration booklet to be tested.
- (d) If a motor vehicle owner fails to observe in accordance with the sub-rule (a), the Central Registering Authority may take action to the extent to the cancelling the registration. The Central Registering Authority shall determine any procedure regarding this sub-rule.
- (e) A motor vehicle registered as a hearse shall remain only as such throughout the tenure of registration of such motor vehicle.
15. (a) The Registering Authority may, with respect to any motor vehicle in its jurisdiction suspend registration in any of the following events:-
- (1) being in a condition which shall cause danger in a public place;
 - (2) not being in conformity with the requirements of Chapter III of these Rules;
 - (3) not observing the other requirements to be observed by the owner of the motor vehicle contained in the Rules other than the provisions in clauses (1) and (2) of this sub-rule;
 - (4) failing to attend without any valid reason when the owner is summoned by the Registering Authority to take action regarding the motor vehicle.
- (b) Where the Registering Authority has suspended registration under sub-rule (a), it shall forthwith inform the Central Registering Authority and the relevant Myanmar Police Force in writing of such suspension.
- (c) An owner against whom action is taken shall surrender the registration booklet and the registration certificate to the relevant Registering Authority.

(d) Where the requirement have been remedied suspension of the registration of a motor vehicle under sub-rule (a) shall be cancelled and the vehicle registration booklet and the registration certificate shall be returned.

16. (a) The Central Registering Authority shall ,for any of the following reasons cancel the registration of a motor vehicle: -

(1) confirming the remark by the Registering Authority when a motor vehicle is used at a public place it may cause danger and when tested by an engineer is found to be beyond repairs for safe driving;

(2) informing in writing by the owner to the relevant Registering Authority or the Central Registering Authority to have the registration of his motor vehicle cancelled;

(3) confirming the remark by the Registering Authority that a motor vehicle if destroyed due to an accident, fire or any other cause and when tested by the engineer is found to be permanently out of use;

(4) taking the vehicle out of the Union of Myanmar for good with the approval of the Government;

(5) the period of failure to renew the registration is five years consecutively after the expiry of the tenure of the registration of the motor vehicle;

(6) change in the type of vehicle or year model or loading capacity due to alterations made in the motor vehicle without approval from the registering Authority;

(7) exceeding the tenure of registration of the motor vehicle prescribed from time to time by the Ministry of Transport and Communications.

(b) The Central Registering Authority shall issue a cancellation order of the motor vehicle registration, when the Registering Authority submits to the Central Registering Authority to the cancellation of registration mentioned in sub-rule (a) Cases of actions taken directly by the Central Registering Authority shall be intimated to the Registering Authority concerned. A copy of such order shall be forwarded to the owner .

(c) The Registering Authority shall ask for the return of the motor vehicle registration booklet and the registration certificate from the owner of the motor vehicle, the registration of which has been cancelled under sub-rule (a).

(d) The Central Registering Authority shall announce by notification at least once a year of the

total number of motor vehicles the registration of which have been cancelled.

17. The following shall be carried out regarding the issue of the duplicate copies of the registration booklet or registration certificate:-

- (a) The owner shall report to the Myanmar Police Station on the loss of the registration booklet or the registration certificate. The Registering Authority concerned shall issue a duplicate copy of booklet or the certificate when application is made for the issue of a duplicate copy of the booklet or of the certificate in accordance with the stipulations of the Central Registering Authority after obtaining evidence of such report. When the lost booklet or the certificate is found later after obtaining the duplicate copy of the booklet or duplicate copy of the certificate shall be surrendered to the Registering Authority concerned;
- (b) Where the registration booklet or the registration certificate is defaced and the owner applied for issue of duplicate copies in accordance with the stipulations of the Central Registering Authority, such defaced booklet or the certificate shall be forwarded together with. On receipt of the defaced booklet or the certificate together with the application the Registering Authority concerned shall issue a duplicate copy;
- (c) In issuing the duplicate copy of the registration booklet or the certificate the Central Registering Authority shall prescribe for the purpose of evidencing that it is a "copy" and to achieve uniformity.

18. The following shall be carried out regarding a motor vehicle which has brought in temporarily from abroad:-

- (a) Under the International Convention on Road Traffic, the Central Registering Authority may allow temporary registration under Rule (4) for a motor vehicle brought in from abroad which is in conformity with sub-rule (b) to enable it to be driven in Union of Myanmar with a restriction on the duration and the place;
- (b) A motor vehicle desired to be brought in temporarily from abroad under sub-rule (a) shall conform to the following conditions:-
 - (1) The motor vehicle and the drivers shall have obtained permission from the government and such driver shall hold a valid international driving permit;
 - (2) The passenger on or the goods carried by such motor vehicle shall have obtained permission from the Government;
 - (3) The dimensions and weight of such motor vehicle shall not exceed the stipulations

lations permitted in the Union of Myanmar;

(4) The construction and maintenance of such motor vehicle shall conform to the provisions of Chapter III of these Rules.

(c) In order to allow temporary registration to a motor vehicle which is in conformity with sub-rule (b) the Central Registering Authority shall: -

(1) issue a permit. Necessary terms and conditions shall be determined in such permit;

(2) issue a temporary registration number to be affixed on such motor vehicle;

(3) levy the fees prescribed for the temporary registration.

19. (a) The provisions of these Rules shall be complied with for the registration under this Chapter of used motor vehicles sold by auction with the permission of the State.

(b) A list of the motor vehicles to be sold by auction shall be forwarded to the Central Registering Authority by the owner of the vehicle or person concerned at least thirty days prior to the date of auction. Where such list is received by the Central Registering Authority after the auction, the Central Registering Authority may refuse to register the motor vehicles contained in such list.

(c) When the owner of the vehicle or the person concerned forwards the list of motor vehicles to be auctioned, the recommendation of the State organization which permitted the sale by auction after testing shall be attached. Whether registration should be allowed or not shall be mentioned in such recommendation.

(d) Where a motor vehicle which infringes clauses (5) or (6) of sub-rule (a) of Rule 16 is included amongst the motor vehicles to be auctioned the Central Registering Authority shall not allow registration of such motor vehicle. Such motor vehicles shall be auctioned only as motor vehicles spare parts.

(e) When an auction is made for used motor vehicles owned by the Ministry of Defence and which have not been registered under this Chapter, the Central Registering Authority shall carry out as directed by the Government. The Central Registering Authority shall determine the registration numbers for such motor vehicles.

(f) In order that the purchaser of a motor vehicle sold by auction may make repairs and use it, a token number for test driving shall be used during the period of repairs.

(g) Permission to register shall be given only to a motor vehicle the life span of which is less than five years under clause (5) of sub-rule (a) of Rule 16 on the day of sale by auction.

- (h) A purchaser of a motor vehicle sold by auction shall register it within two years from the date of purchase by auction. If registration is not effected within two years registration will not be allowed.
- (i) A motor vehicle sold by auction shall be allowed registration only in the name of the purchaser.
- (j) Every hired motor vehicle shall be auctioned only as a private vehicle.
- (k) The Central Registering Authority shall make provisions of these Rules known to the auctioneering organization and the purchasers by auction.
20. (a) Where a motor vehicle which has been seized by the State under the law is sold by auction or transferred to any other organization or individual, the Central Registering Authority shall, only on receipt of the following particulars in writing regarding such motor vehicle from the organization which has seized allow registration; -
- (1) Motor vehicle's registration number (if any);
 - (2) Make model of the motor vehicle;
 - (3) Type of the motor vehicle;
 - (4) Chassis or frame number;
 - (5) Engine number;
 - (6) Name, National Registration Certificate number and address of the purchaser by auction or of the transferee;
 - (7) The date of auction or of the transfer;
 - (8) How and from whom the motor vehicle is acquired.
- (b) If the motor vehicle sold by auction or transferred under sub-rule (a) is in the State by illegal means or if there is no valid registration, the purchaser of such vehicle or the person to whom it has been transferred shall be allowed to register only after payment of the fees determined by the Central Registering Authority.
21. Whenever any motor vehicle is registered or whenever registration is renewed premium for Third Party Risk Insurance which is to be effected under Chapter III of the Law shall be paid to the Myanmar Insurance concerned or the Registering Authority.
22. Fees due-
- (a) The charges due under this Chapter shall be as determined by the Central Registering Authority,
 - (b) Registration fees for the motor vehicles owned by State organizations may also be

paid by cheque. Payment made by a cheque shall be credited to the bank account of the Registering Authority at the latest on the expiry date of registration for the motor vehicle;

- (c) The following motor vehicles are not required to pay fees for any registration:-
- (1) Motor vehicles owned by foreign embassy stationed in the Union of Myanmar;
 - (2) Fire engines and fire fighting motor vehicles;
 - (3) Ambulances ;
 - (4) Motor vehicles owned by Myanmar Police Force;
 - (5) Motor vehicles exempted by the Ministry of Transport and Communications by notification and motor vehicles owned by the Department of Road Transport Administration.

23. Appeal

- (a) An owner desirous of making an appeal against any order made by the Registering Authority under this Chapter may appeal to the Central Registering Authority within 30 days from the date of receiving the order.
- (b) If it is desirous of making an appeal under section 11 of the Law against a decision made by the Central Registering Authority an appeal may be preferred to the Ministry of Transport and Communications within 30 days from the date of receiving such decision.
- (c) The decision made by the Ministry of Transport and Communications is final and conclusive.

Chapter III

Construction, Installation of Equipment and Maintenance of Motor Vehicles

24. No one shall use or cause to be used a motor vehicle which is not in conformity with the Rules prescribed under this Chapter or with the directives issued by the Central Registering Authority in public places.

25. (a) Every motor vehicle shall normally have installed separately dual systems of brakes-foot brake (a brake used while the vehicle is in motion) and a hand-brake (a brake used while the vehicle is stationary or used in an emergency). Such brakes shall be maintained in such condition as to be easily accessible to the person driving the vehicle.

- (b) If the foot-brake which must be installed in a motor vehicle whether laden or unladen is used on a level road surface, the distance of slowing down the vehicle between the place of first applying the brake and the place where the vehicle stopped shall be within the limits prescribed. The distance of slowing down the motor vehicle shall be as prescribed by the Central Registering Authority.
 - (c) If the hand-brake, which must be installed in a motor vehicle is used on the ascent and descent of a slope, whether laden or unladen the vehicle shall stop completely.
 - (d) The trailer to be attached to a motor vehicle shall be installed with a brake. The manner of using such brake shall be according to the directive of the manufacturer of the vehicle.
 - (e) Every motor cycle shall be installed with two sets of brakes, one for the front wheel and another for the rear one. If there is no brake for the front wheel according to the design of the manufacturer the motor cycle shall be used only after obtaining permission from the Central Registering Authority.
 - (f) The vehicle installed with an air brake or a vacuum brake system shall have the air cylinders for storing either the air or the vacuum. There shall be no leakage of air in such system.
26. (a) Every motor vehicle and motor cycle shall, in addition to head lights and rear lights be installed with other lights in order to have light between dusk and dawn or during day time when there is not enough light due to bad weather.
- (b) A motor vehicle shall be installed with one head light each or two head lights each (either side by side or one above the other) on both sides of the vehicle on the left and right; outer edges placed in equal number and in equidistance. The shape, size and the colour of the lights shall be the same. The height of the lights from the ground level shall be equal. The colour of the head lights shall be white. The lights shall be capable of adequately illuminating the road at night in clear weather for a distance of at least 100 metres (325 feet). So as not to dazzle the eyes of persons coming from the opposite direction the beam of the head lights shall be lowered. Such lowered beam of light shall not dazzle the eyes of a person standing at a distance of 7.61 metre (25 feet) at the front of the vehicle. When the beam of the twin head lights is lowered the beams of lights of the left and right outer edges or the beam of the upper lights shall be dipped downwards and or the other lights shall be closed or the beams of the lights shall be dipped downwards simultaneously.

- (c) There shall be a small side light each on the left and right outer edges of the motor vehicle at the front and the rear. The color of the small side light at the front shall be white or yellow. The colour of the small side lights at the rear shall be red. The wattage of the bulb shall not be more than 7 watts. On the dark nights the small side lights shall be switched on to indicate that the vehicle is parked. There shall be a light switch to close the head lights while the small side lights are switched on. If there are no rear small side lights on the old model motor vehicles the absence of the same is permitted.
- (d) A motor vehicle shall be installed with a red reflector each on either side of the left and right outer edges at the rear. Such reflectors shall be of the same height from the ground level. Such red reflector which is at the rear of the vehicle shall be visible from a distance of 150 metres (500 feet) by the illumination of the head lights at night when the weather is clear. Such red reflector may be attached to the brake lights.
- (e) Every motor vehicle shall be installed with a light to enable the motor vehicle registration number on the rear number plate to be visible from a distance of 15.25 meter (50 feet) at night when the weather is clear. The colour of such light shall be white. Whenever the headlights or small side lights are switched on the lights on the rear number plate shall be lit on.
- (f) At the rear of a motor vehicle a red brake light each shall be installed on both left and right side in the position of either side by side or one above the other of the red reflector. (Note: old model motor vehicle are allowed to use only one brake light). Such light shall be switched on only on the use of the foot brake. Such light shall normally be visible from a distance of 91.55 metres (300 feet) whether in the day time or at night.
- (g) A motor vehicle shall be installed with direction indicator light on the left and right side at the front and the rear. The colour of such light is white or yellow at the front and yellow or red at the rear. Such light shall be automatically switched on and off. The rate of the flash of such light shall be a minimum of 60 tunes to a maximum of 120 tunes per minute. In the case of the old model motor vehicle installation of trafficator lights both on the left and right outer side of the driver's compartment is allowed.
- (h) Fog lights are usually used in territories covered with fog. In this country although such light may be used during heavy rains or when there is thick mist such yellow lights shall not

be used as a substitute for the head lights.

- (i) The reversing light shall be installed at the rear of the motor vehicle. The colour of such light shall be white or yellow. The reversing light shall be lit only on the use of the back gear. The wattage of the light shall not be more than 7 watts.
- (j) Ambulance, fire engine, salvage vehicle, vehicle of the Myanmar Police Force and certain other important vehicles are installed with flashing (priority) light on the roof. Such light shall be revolving or automatically switching on and off. The colours of such light are either red or yellow or the colour as permitted by the Central Registering Authority.
- (k) In the case of some heavy vehicles, small lights indicating at night the height and the width of the body of the motor vehicles are installed on the roof of the vehicle on both left and right outer edges each at the front and on both left and right outer each at the rear. Normally the colour of the front lights are yellow and rear lights are red or the colour as permitted by the Central Registering Authority.

Where the length of the body of the motor vehicle is more than 7.31 metres (24 feet), there shall be a small light each at the front and rear of the left side of one motor vehicle and at the front and rear of the right side of motor vehicle to indicate the length of the vehicle at night. Normally the colour of the front light is yellow and rear light is red or the colour as permitted by the Central Registering Authority.

- (l) The route along which a bus is run or mark of the bus line is usually installed at the top of the roof of the vehicle at the front. A small white light shall be placed to make such mark visible at night. In addition, there shall be small white light installed in the interior of a bus for the passengers. Such small light shall not disturb the vision of the driver.
- (m) A small white light shall be installed to make visible the word "TAXI" marked by a red paint on the lamp installed at the front roof top of the taxi.
- (n) Where the goods loaded on a motor vehicle protrude for more than 1.22 metres (4 feet) over the rear end of its body, a red light shall be installed at the extreme end of such goods to indicate such protrusion visible at night. Such light shall be visible from a distance of about 150 metres (500 feet) at the rear of the vehicle.
- (o) If a motor vehicle is parked on a road at night, small side lights shall be switched on. Otherwise if there is a specific parking light, such light shall be switched on. However, if the motor vehicle parked on a road is visible from a distance of 300 metres

(1000 feet) parking light are not required to be switched on.

(p) Where a spot light installed on a motor vehicle is being used, care shall be taken to prevent the beam of such light from flashing the wind shield of moving motor vehicles and the faces of the road users.

(q) A three wheeled vehicle shall be installed with the following lights :-

(1) Where the width of a vehicle does not exceed 1.07 metre (3 feet 6 inches) there shall be a large light installed in the centre at the front of the vehicle and where the width of a vehicle exceeds 1.07 metre(3 feet 6 inches) there shall be two head lights or one bulb installed in the centre at the front of the vehicle. The colour of such lights shall be white and capable of illuminating to a distance of 4.9 metres (160 feet). In addition, there shall also be small side lights installed;

(2) There shall be two red reflectors, a white light for the rear number plate and two red brake lights installed at the rear end of the three- wheeled vehicle;

(3) There shall be the yellow signal lights at the front and rear of a three wheeled vehicle.

(r) Every motor cycle shall be installed with the following lights:-

(1) There shall be a single large light in the centre of the front of a motor cycle. The color of such light shall be white and if the cubic cylinder of the motor cycle is not more than 100 CC it must be capable of illuminating at least 12.2 metres (40feet) or if the cubic cylinder is more than 100 CC but not more than 200 CC it must be capable of illuminating at least 24.4 metres (80 feet) or if the cubic cylinder is more than 200 CC it must be capable of illuminating at least 49 metres (160 feet). In addition small side lights shall be installed,

(2) There shall be a red reflector and a red brake light installed at the centre of the rear of the motor cycle and also a white light for the rear number plate. Absence of brake lights under the design of the manufacturer of moped motor cycle is allowed;

(3) There shall be the yellow signal lights installed at the front and rear of a motor cycle. Absence of signal lights under the design of the moped motor cycle is allowed;

(4) There shall be a white or yellow small side lights at the front outer edge of a side car to the motor cycle. There shall also be a red reflector at the rear outer edge of the side car.

- (s) There shall be a red reflector each on both left and right side at the rear end of a trailer. If the length of a trailer is more than 7.31 metres (24 feet) there shall be a small light each on the front and the rear of the left side of the body and at the front and the rear of the right side of the body to indicate length of the vehicle. Normally the colour of the front light shall be yellow and the color of the rear light shall be red or color as allowed by the Central Registering Authority.
- (t) Lights to be installed on a tractor shall be as in the case of an ordinary motor vehicle, a head light, a rear light, a number plate light and other lights as allowed by the Central Registering Authority.
- (u) If the lights installed on special motor vehicles registered under Chapter II of these Rules are different from those of the provisions contained in these Rules, permission shall be obtained from the Central Registering Authority.
- (v) Permission from the Central Registering Authority or a Registering Authority shall be obtained, if it is desired to install other lights in addition to the ones prescribed under these Rules.
- (w) The minimum types of light to be installed normally on a motor vehicle are as follows:-
- (1) Large head light;
 - (2) Small side light;
 - (3) Red rear reflector;
 - (4) Brake light;
 - (5) Signal light.

27. In measuring the length of any motor vehicle or a trailer or a coupled vehicle it shall be from the front end of the vehicle to the rear end.

28. Measurement of the width of any motor vehicle, or a trailer or a coupled vehicle shall be made at the widest part along the body of the vehicle. Detachable rear view mirrors and trafficator arms on the extension of the body shall not be included when taking measurements.

29. Measurement of the height of a motor vehicle or a trailer or a coupled vehicle shall be taken from the ground level to the top of the roof of the vehicle or to the top part of the goods loaded.

30. (a) The protrusion of the body over the rear end of a motor vehicle shall be within the original construction measurements of the manufacturer.

(b) Normally, in the case of the protrusion of the body over the vehicle the measurement from the edge of the rear wheel to the edge of the body of the vehicle shall not be more than one third of the measurement from the centre of the front wheel of

the vehicle to the centre of the rear wheel.

(c) If there is a seat protruding towards the rear end of a motor cycle, such protrusion shall not be more than 31 centimetres (1 foot) from the edge of the rear wheel. If there is a side car with the motor cycle, there shall not be a protrusion of the front end of the side car over the edge of the front wheel more than 31 centimetre (1 foot) and the protrusion of the rear end of the side car over the edge of the rear wheel more than 61 centimetres (2 feet) respectively.

31. (a) The total of the unladen weight and laden weight of a motor vehicle or a trailer or a coupled vehicle shall be as determined by the manufacturer of the vehicle . The gross vehicle weight shall not be more than 18,000 Kilograms (18 tons). If such weight is exceeded the Central Registering Authority may grant permission subject to limits on the territory, speed limit and the time for operation for the safety of the road.

(b) In a heavy motor vehicle or a large trailer the following weights shall be written in letters and numerals of a size not smaller than 3 centi-metres (1 inch) by using oil paints in a conspicuous place on the right side of the vehicle.

(1) For the unladen weight of the vehicle vehicle () ton

(2) For the permissible load on the vehicle load () ton

(3) For gross total weight of vehicle and load total () ton

32. (a) The wheel rims installed a motor vehicle or a trailer or a coupled vehicle shall be of the same size as it was at the time of the manufacture of such vehicle. The wheel rims shall not be warped or cracked . In addition, it shall be in a condition free from danger at the time of use.

(b) The tyres shall be inflated tyres and shall be capable of being used firmly on wet roads. Tyres likely to cause danger shall not be used.

33. There shall be a reliable and stable steering system installed in every motor vehicle. Such steering system shall be easy, quick and accurate when turning to proceed in the direction intended. There shall be means of controlling bolts and nuts used in the communication along the system. The position of the steering shall not be altered. The volume of free play manipulation on a steering wheel shall be as determined by the Central Registering Authority.

34. (a) The chassis of a motor vehicle is a main part and shall be marked distinctly. Such mark shall be recorded in the motor vehicle registration records. If there is no such mark it shall be engraved in the manner determined by the Central Registering Authority. No person

other than the Central Registering Authority shall alter, erase or make a new mark.

(b) As motor cycles have the frame installed, provisions regarding the chassis under sub-rule (a) are applicable to them.

(c) If it is desired to install a new chassis or a new frame in a motor vehicle or a motorcycle, an application shall be made to the Central Registering Authority in the prescribed form. Only on the receipt of the permission of the Central Registering Authority in writing shall the chassis or the frame be altered. If the chassis or the frame intended is not exactly in accordance with the original one, a chassis or a frame replaced shall not be inferior to the measurements and capacity of an original one.

(d) With a view to road safety, the chassis or the frame shall always be repaired and maintained in good conditions.

(e) The chassis or the frame in use prior to the date of prescribing these Rules is allowed.

35. (a) So as to prevent the shock and bumping on the roads, every motor vehicle, trailer or coupled vehicle shall be firmly installed with flat suspension bars, coils or other strain bearing articles between the axles and the chassis as a suspension. Such strain bearing articles shall be capable of withstanding the strain of the gross total weight of the vehicle and the goods loaded.

(b) So as to reduce the vibrations on such suspensions every motor vehicle shall have shock absorbers between the axle and the chassis. Such shock absorbers shall always be in good order.

36. (a) Every motor vehicle engine shall bear an engine number blocked by the engine maker. Such number shall be recorded in the motor vehicle registration records. An engine without a number or with an indistinct number or according to the requirement of Registering Authority shall be blocked with a number in a manner prescribed by the Central Registering Authority. No person other than the Central Registering Authority shall alter, erase and reblock new engine numbers. Engine shall be repaired and maintained to be in good order.

(b) If a motor vehicle engine is desired to be replaced an application shall be made to the Central Registering Authority in the prescribed form. The engine shall be replaced only after permission from the Central Registering Authority is obtained in writing. If the replacing engine is not the same in make and design as the original one, it shall be as prescribed by the Central Registering Authority.

- (c) If the fuel system is desired to be changed, it shall be as prescribed by the Central Registering Authority.
37. (a) Gear shift system in a motor vehicle shall be as installed by the motor vehicle manufacturer. However replacement of gear parts to be in conformity with the engine may be permitted by the Central Registering Authority.
- (b) All the parts comprising the gear shift system shall be repaired and maintained in good order.
- (c) Free manipulation range of the clutch pedal permissible in a motor vehicle with a clutch pedal shall be as determined by the Central Registering Authority.
38. (a) The replacement of a gear box in a motor vehicle shall be as prescribed in Rule 37(a).
- (b) There shall be a reversing gear system in every motor vehicle. Such system is not required in a motor cycle.
39. (a) The parts constituting the head section of a motor vehicle are the bonnet of the vehicle, mud guards, water tank guard, head lights and the driver's compartment. The head section of the vehicle indicates the make and model of the vehicle. If any part constituting the head section is to be replaced it shall be as prescribed by the Central Registering Authority. If the replacement is not according to the stipulation the Central Registering Authority may refuse or cancel the registration of the vehicle.
- (b) Rule (a) shall not apply to the head section of a vehicle permitted prior to the date of commencement of these Rules.
40. (a) Notwithstanding the make of the body constructed in a motor vehicle, such body shall be firmly installed on the chassis of the vehicle. The flooring, side covers and the roof shall be safe for the passengers and the load on the vehicle. There shall be no whatsoever protruding over the sides of the body.
- (b) If the body of a motor vehicle is desired to be repaired and replaced, application shall be made to the Central Registering Authority in the prescribed form. A reply in writing shall be sent to the owner as to whether the replacement is allowed or not. The owner shall carry out only in pursuant of the reply made by the Central Registering Authority.
- (c) In the case of a body installed with doors, such doors shall be firm and capable of opening and closing securely.
- (d) The seat of the driver of a vehicle shall be comfortable for such driver and shall be a position conducive to proper driving.
- (e) If there are steps installed on a motor vehicle it shall be installed securely. The foot

boards shall not endanger persons climbing and descending. The width of the steps shall not be less than 46 centimetres (18 inches) and the width of the foot boards shall not be less than 23 centimetres (9 inches). In an unladen vehicle, the lowest rung of the steps shall not be lower than 25 centimetres (10 inches) and not higher than 40 centimetres (16 inches) from the ground level.

41. (a) The colour of the motor vehicle shall be as recorded in the vehicle registration record.

(b) If the colour of a motor vehicle is desired to be changed an application shall be made to the Central Registering Authority in the prescribed form. Changes may be made only on receipt of the permission given by the Central Registering Authority.

(c) If uniform colours for private vehicles or hired motor vehicles owned by the cooperative societies are desired according to each group or society it shall be as determined by the Central Registering Authority.

(d) The colour of the motor vehicles registered under Chapter II of these Rules shall not be the same as the Armed Forces green used on vehicles owned by Tatmadaw (Army/ Navy/ Air Force).

42. (a) The wind shield of a motor vehicle must be of the safety glass type and it must enable the driver to have a clear and wide view (vision). Safety glass means the type of glass which does not endanger the driver of the vehicle and the person seated by the side of the driver when it is broken and disintegrated. The glass used in the wind-shield shall be of the type which does not disturb the sense of vision of the driver.

(b) Side view mirrors and rear view mirror of a motor vehicle shall be of the safety glass type.

(c) A rear view mirror or the rear view mirrors on a vehicle shall be placed at suitable positions to enable the driver of the vehicle to see the vehicles following and the vehicles overtaking him in the mirror, without having to turn around. Such rear view mirror shall not be displaced due to the vibration of the motor vehicle.

43. There shall be a wiper installed on the wind-shield. Such device shall be able to clean the rain drops and the moisture on the wind-shield to enable the driver to have a clear view. The wiper shall be easily operable by the driver of the motor vehicle.

44. Every motor vehicle shall be installed with a horn to give warnings. The sound of such horn shall be audible at least from a distance of 61 metres (200 feet). The sound of such horn shall be in one tone. The sound of such horn shall not be extremely piercing and shall not be sounding as a

whistling, a siren or a ringing of the bell, etc.

45. (a) In the case of ambulance van, fire engine, vehicles owned by the Myanmar Police Force and other important vehicles, the signals for priority in motor traffic such as the sound of siren, bell ringing or whistling may be used.
- (b) If there is a signalling system by sound to indicate the reverse direction of the vehicle, the signalling sound shall be of one tone.
- (c) The signalling sound of a musical strain is totally prohibited.
46. (a) Noises coming from the engine and the body of a motor vehicle shall not disturb the environment;
- (b) In every internal combustion engine, there shall be an exhaust silencer to control the noise of the engine. If such exhaust silencer is not capable of effectively controlling the noise of the engine, the Registering Authority may refuse or temporarily suspend the registration of the motor vehicle.
47. The Registering Authority may refuse or temporarily suspend registration of a motor vehicle that emits smoke profusely causing the environment to be fouled.
48. The Registering Authority may refuse or temporarily suspend registration of a motor vehicle if the failure to stop the leakage of fuel, oil and lubricants results in soiling the earth and the road.
49. There shall be installed a speedo-meter in every motor vehicle capable of performing more than 19 kilometres (12 miles) per hour. Such an instrument shall enable the driver of the motor vehicle to note the speed at which the motor vehicle is moving.
50. (a) If the owner install radio or a communicating set, the owner shall have obtained a licence. If the licence is not obtained the Registering Authority may refuse or temporarily suspend registration of the vehicle.
- (b) The provisions of sub-rule (a) shall not apply to communicating sets installed in motor vehicle belonging to the State.
51. Electric wirings and connections on a motor vehicle shall throughout be insulated with electric safe guard. Electrical wirings shall be installed in a compact manner.
52. The Central Registering Authority shall determine by notification, the positions of the front head lights and reflectors and the distance in between and the length, the width and the height of the motor vehicle or trailer or a coupled vehicle.
53. The Central Registering Authority shall determine by notification the conditions relating to entry/exit, height of the body, stair case hand rail for climbing up and down, seats for passengers, hand-holds for standing passengers, air intake and outlet, luggage rack on the roof, spare

wheels, fire extinguisher and medicine kit in the construction of heavy buses.

54. The Central Registering Authority shall determine by notification the conditions relating to entry/exit, height of the body, stair case measurement of the seats for passengers, side screens, luggage rack on the roof and the spare wheels in the construction of mini buses.

55. Types of the vehicles depending on the intended use of the vehicle shall be in accordance with the specifications as determined by the Central Registering Authority.

Chapter IV

Issue of Licence to Drivers of Motor Vehicle, Drivers of other mechanized Vehicle and Conductors / Sparemen

56. (a) Any one wishing to drive any type of vehicle in any public place, shall hold a valid driving licence. Such driving licence shall only be applicable to drive the motor vehicle concerned.

(b) No person shall hold more than one driving licence as prescribed under this Chapter.

57. The Central Registering Authority or any Registering Authority may issue motor vehicle driving licence, other mechanized vehicle driving licence and licence for conductor / spareman.

58. The categories of licences for motor vehicles are as follows: -

(a) "A" licence is for driving a motorcycle;

(b) "B" licence is for driving a private owned light motor vehicle and a private owned minibus;

(c) "C" licence is for driving other mechanized vehicles registered under Chapter II of these Rules;

(d) "D" licence is for driving a taxi and private owned heavy motor vehicles and private owned heavy buses. It also includes funeral hearse;

(e) "E" licence is for driving any hired motor vehicle;

(f) "L" licence is for those learning to drive a motor vehicle.

59. (a) Person wishing to hold a vehicle driving licence shall comply with the following requirements-

(1) a person wishing to hold a "L" driving licence shall have attained eighteen years of age. He shall be accompanied by a person to teach him driving;

(2) a person wishing to hold "A" driving licence or "B" driving licence shall have

- already been in possession of a " L " driving licence;
- (3) a person wishing to hold " C " driving licence must be 18 years of age and shall also be capable of driving the mechanized vehicle for which he has applied;
 - (4) a person wishing to hold a " D " driving licence shall have held "B" licence for period of three years. A person driving a hired vehicle under such a licence shall be a citizen, an associate citizen or a naturalized citizen of the Union of Myanmar;
 - (5) a person wishing to hold a " E " licence shall have held "D" licence for a period of two years and shall be a citizen, an associate citizen or a naturalized citizen of the Union of Myanmar.
- (b) A person holding a motor vehicle driving licence issued by any other country other than a person holding an international driving licence wishing to hold a motor vehicle driving licence to drive in the Union of Myanmar shall be a person capable of meeting the required test. He shall be issued with a " B " driving licence.
 - (c) A person wishing to hold a vehicle driving licence shall meet the conditions relating to health measures.
 - (d) A person wishing to hold any other licence prescribed under Rule 58 other than a " L " driving licence shall be willing to sit for the test.

60. The permission to drive vehicle in accordance with the categories of vehicle driving licences are as follows:-

- (a) A holder of " A " driving licence has a right to ride motorcycle only;
- (b) A holder of " B " driving licence has the right to drive the vehicles relating to " A " driving licence and " C " driving licence respectively;
- (c) A holder of " C " driving licence wishing to ride a motorcycle as well, shall pass the required tests;

Note: The Registering Authority concerned shall state the right to ride a motor cycle as well on the " D " driving licence accordingly.

- (d) A holder of " D " driving licence has a right to drive the vehicles relating to " A ", " B " and " C " driving licence respectively;
- (e) A holder of " E " driving licence shall have a right to drive any motor vehicle registered under Chapter II of these Rules.

61. Conditions to be complied with by a holder of " L " driving licence are as follow:-

- (a) a holder of a "L" driving licence whenever driving a motor vehicle or riding a motor-cycle shall complied with the conditions prescribed here under:-

- (1) there shall be a holder of " B " driving licence with at least two years experience at the side of the person learning to drive. Such person shall be able to supervise the person learning to drive. There shall be no extra person on the vehicle used for learning to drive;
 - (2) a person learning to drive a motor-cycle shall learn to drive in the presence of a person holding " A " driving licence at least with two years experience.
 - (b) As prescribed by the Central Registering Authority, there shall be a signboard painted with " L " at the front and rear end of a motor vehicle or a motor-cycle so as to indicate that one is learning to drive a motor vehicle or a motor-cycle. The vehicle registration number shall not be hidden by such a signboard;
 - (c) Driving shall be taught only at the place and time specified by the organization at the States / Divisions level constituted by the Ministry of Transport and Communications' notification.
62. (a) A person holding a vehicle driving licence at least for a year issued by Tamadaw (Army, Navy, Air Force) may apply for any appropriate vehicle driving licence under this chapter. There shall be no need to hold a " L " driving licence. In accordance with the tenure of Tamadaw vehicle driving licence, any of the following vehicle driving licences may be applied for: -
- (1) a person holding a Tamadaw vehicle driving licence at least for a year may apply for " B " driving licence;
 - (2) a person holding a Tamadaw vehicle driving licence for at least three years may apply for " D " driving licence other than a license for driving a taxi ;
 - (3) a person holding a Tamadaw vehicle driving licence for at least five years and retired from the military service may apply for a " E " driving licence.
- (b) A person who has not completed a year's tenure in holding a Tamadaw vehicle driving licence shall hold a " L " driving licence if he wishes to hold a vehicle driving licence under this chapter.
 - (c) A person holding a Tamadaw vehicle driving licence and wishing to hold a vehicle driving licence under this chapter shall be comply the health standard as prescribed and shall pass the driving tests.
63. A person wishing to hold a ticket conductor or a spareman's licence shall be a citizen or an associated citizen or a naturalized citizen of the Union of Myanmar who has attained the age of 18. He shall fulfil the health requirements as prescribed and shall pass the tests as specified by

the Central Registering Authority

64. A ticket / conductor accompanying a hired passenger bus or a spareman accompanying a hired goods vehicle shall avoid the following acts while on duty which would disqualify him as such: -

- (a) taking intoxicating beverages and narcotic drugs;
- (b) behaving rudely, using abusive languages and being abusive and insolent;
- (c) preventing passengers from boarding other buses on hire to prevent or loading of goods into other hired vehicle;
- (d) acting in a manner to annoy or displease other bus passengers or other travellers;
- (e) collecting in excess of the fixed vehicle fare or freight charges prescribed and failure to give a ticket for the fare;
- (f) failure to prohibit passengers travelling on the passenger vehicles by hanging, on the side or at the rear end of the vehicle;
- (g) failure to take stops to prevent the falling of the goods from the vehicle or the materials protruding out of the vehicle;
- (h) failure to hand over the articles found left by the passengers on the vehicle on which he is travelling either to the Myanmar Police Station or the authority concerned;
- (i) refusing to accept as a passenger on the vehicle any sick person or injured person other than the persons suffering from contagious disease;
- (j) stabbily, uncleanly and untidily dressed.

65. A person holding " E " driving licence may if need be perform the duties of a ticket conductor or a spareman.

66. The validity of a licence

- (a) Other than the withdrawal or the cancellation of a vehicle driving licence under section 16 of the Law, the tenure of the new licence issued or renewed is as prescribed by the Central Registering Authority. The minimum tenure for any licence shall not be less than a year. The maximum tenure shall be as prescribed by the Central Registering Authority.
- (b) A holder of "L" licence may, during the validity period of such licence take a driving test in accord with the period as prescribed by the Central Registering Authority.

67. A person who fulfils the requirements as determined under rule 59 or rule 62 or rule 63 may apply for a licence if he desires in a prescribed form to the Registering Authority of the locality where he resides.

68. The Registering Authority empowered under rule 57 shall issue the licence to the applicant who has fulfilled the requirements and has subscribed the fees prescribed.
69. A holder of a licence under this chapter shall not transfer his licence for use of any other person.
70. A driver of a motor vehicle, a ticket conductor and a spareman shall keep his licence with him all the time. It shall be produced for inspection, when a member of the Myanmar Police Force in uniform on duty or any other organization or a person duly authorized as such requests him to produce the same.
71. (a) The Registering Authority concerned shall renew a licence of the holder of a licence in continuation of his licence under this chapter if it complies with the provisions of these Rules to hold in continuation of his licence.
- (b) A licence holder under this chapter shall make a renewal within 90 days prior to the expiry of the tenure of licence. There shall be no right to drive a vehicle or to act as a ticket-conductor / a spareman before a renewal of the expired licence.
- (c) If renewal of a licence is effected within two years after the expiry of the tenure of a licence, full fees levied for the overdue period as prescribed by the Central Registering Authority shall be paid in addition to the licence fees in full due for the whole period of failure. If the period of failure to renew a licence exceeds two years, action shall be taken under sub-rule (c) of Rule 75.
- (d) The Registering Authority renewing a new licence shall, if such renewed licence is the one issued by any other Registering Authority, inform the renewal to such Registering Authority and the Central Registering Authority.
72. (a) If a licence is lost the holder of such licence shall report it to the Myanmar Police Station. If an application is made for a duplicate of a licence as prescribed by the Central Registering Authority after obtaining the evidence of such report, such Registering Authority concerned shall issue a duplicate licence. If a lost licence is retrieved after obtaining the duplicate one, such licence shall be returned to the Registering Authority concerned.
- (b) If a licence is destroyed an application for a duplicate licence shall be made by forwarding the destroyed licence together with the application as prescribed by the Central Registering Authority. The Registering Authority concerned shall issue a duplicate only on receipt of the defaced licence together with the application.
- (c) The Central Registering Authority shall determine so as to specify the nature of a

"duplicate" and to achieve a uniformity in issuing a duplicate licence.

73. (a) If a licence of a driver of a vehicle committing an offense under Section 27 (2) of the Law is seized by any Myanmar Police Officer, a temporary ticket in evidence of such seizure shall be issued. A holder of such temporary ticket shall have a right to drive the vehicle during the period prescribed on sub-rule (d) only until the licence is returned to him or until a court order is passed.
- (b) The Central Registering Authority may direct the issue of temporary permit in lieu of a licence by the Registering Authority as required.
- (c) The Central Registering Authority shall determine the form of a temporary permit described in sub-rules (a) and (b). No charges shall be levied for the issue of such a temporary permit.
- (d) The validity period of such temporary permits shall be determined by the person empowered to do so as required. Such period whether it is continuous or extended shall not exceed 90 days. However, such period shall be within the limits of the original period of the tenure of the licence seized.
- (e) This rule shall not apply to a person holding a "L" driving licence.
74. (a) The Central Registering Authority may, if it is convinced that a holder of the vehicle driving licence or a holder of the ticket conductor / spareman licence is not free from one of the following disqualifications, may withdraw his licence up to a period of four years:-
- (1) unfit for driving a motor vehicle due either to any disease or disability;
 - (2) a habitual offender as per records maintained under rule 77;
 - (3) an addicted heavy drinker or a narcotic drugs addict;
 - (4) a person using or who has used a motor vehicle involved in a criminal case cognizable by the Myanmar Police Force;
 - (5) a person who recklessly or dangerously drives a motor vehicle;
 - (6) a person infringing the provisions of sections 3 and 12 of the Law;
 - (7) a person adjudged by a court to withdraw his vehicle driving licence due to an offense under the law;
 - (8) a driver of a motor vehicle for hire refusing to hire his vehicle without any reasonable cause when it is hired by a person;
 - (9) a ticket conductor or a spareman who infringes any of the provisions of rule 64.
- (b) The Registering Authority shall keep a licence withdrawn under sub-rule (a) in his

custody. No temporary permit shall be issued in lieu of such a licence.

- (c) After the expiry of the period fixed for a withdrawn licence, the licence shall be returned by the Registering Authority only after the licence gets through the test, prescribed. The fees for the test determined by the Central Registering Authority, shall be paid.
75. (a) The Central Registering Authority may cancel the licence of a person indefinitely if he commits an offence punishable with death or is totally unfit to drive due to mental or bodily infirmity or unfit to continue to drive.
- (b) The Registering Authority shall, if a false licence is found on inspection, confiscate and destroy such a licence under section 27 (1) of the Law.
- (c) On failure to renew the expired licence up to two years will entail cancellation.
76. (a) The Registering Authority or the Myanmar Police Force shall make the remark, in the licence of a person who fails to observe the conditions under these rules, about the non-observance of the particular provisions.
- (b) The judgement of the court relating to an offence committed shall be entered in the licence of an offender.
- (c) A "Remark" column shall be embodied by the Central Registering Authority in the licence.
77. Recording of Criminal Offences by the Central Registering Authority if action is taken against the licence holder under this Chapter by the Myanmar Police Force or if conviction is given by a Court of Law or if compounded under section 29, the relevant Registering Authority shall be informed by authorities authorised to act as above. The Registering Authority shall inform the Central Registering Authority.
78. (a) A person wishing to hold an international driving licence shall apply to the Central Registering Authority.
- (b) The Central Registering Authority shall issue an international driving permit under the International Convention on Road Traffic. The format of an international driving permit shall be in accord with the descriptions given in the Convention.
79. (a) A holder of an international driving permit wishing to hold a driving licence shall apply to the Central Registering Authority.
- (b) The Central Registering Authority shall issue a "B" driving licence to a holder of an international driving permit.
- (c) A holder of an international driving permit issued by any State under the terms of the International Convention on Road Traffic shall be recognized as a holder of a vehicle driving licence under these Rules in the Union of Myanmar until the expiry of

- such international driving permit.
80. Any vehicle driver or ticket conductor / spareman on obtaining or renewing a licence shall effect a third party risk insurance under Chapter III of the Law.
81. (a) Charges payable under this chapter shall be as determined by the Central Registering Authority.
- (b) Persons entitled to exemptions from payment of charges under this Chapter shall be as prescribed by the Ministry of Transport and Communications.
82. Appeals
- (a) A holder of a licence wishing to make an appeal against any order or decision made by the Registering Authority under this chapter may appeal to the Central Registering Authority within 30 days from the date of receipt of such notice.
- (b) An appeal under section 16 (2) of the Law against a decision made by the Central Registering Authority, lies with the Ministry of Transport and Communications within 30 days from the date of receipt of notice of the decision.
- (c) A decision made by the Ministry of Transport and Communications is final and conclusive.

Chapter V

Carrying out the Business of Establishment for instructing Learners in the driving of a motor vehicle and School for Motoring

83. No person or any organization unless a permission is obtained from the Central Registering Authority shall carry out the business of a motor vehicle driving training or motor vehicle driving training school.
84. (a) Any person wishing to carry out the business of motor vehicle driving training or motor vehicle driving training school shall apply to the Central Registering Authority for a business permit in prescribed form together with the fees prescribed.
- (b) The Central Registering Authority may, on finding an inspection the applicant to be a citizen or an associated citizen or a naturalized citizen of the Union of Myanmar and qualified to carry on the business of motor vehicle driving training and motor vehicle driving training school, issue a business permit for the business concerned in prescribed form.

85. (a) The expiry date of the tenure of a business permit for motor vehicle driving training or a business for a motor vehicle driving training school shall be the 31st December.
- (b) A person wishing to continue the business shall apply a new within 60 days prior to the expiry of tenure of the permit. If not applied, the permit shall automatically cease.
86. The Central Registering Authority shall have the right to inspect whether the person running the business of motor vehicle driving training or the business of the motor vehicle driving training school is qualified or not as prescribed.
87. The qualifications for a person wishing to carry out the business of a motor vehicle driving training are as follows:-
- (a) Shall be a citizen or an associated citizen or a naturalized citizen of the Union of Myanmar;
- (b) Shall be a person recognized by the Central Registering Authority capable of giving a motor vehicle driving training or holder of a "E" licence of at least of five years standing without a break and possess the qualification of an instructor as prescribed by the Central Registering Authority.
88. The qualifications for a person wishing to carry out the business of a motor vehicle driving training school are as follows: -
- (a) Shall be a citizen or an associated citizen or a naturalized citizen of the Union of Myanmar;
- (b) Shall have a sufficiently wide training room for teaching and also sufficient furnitures and equipment;
- (c) Shall be a person capable of keeping a motor vehicle for the use of driving training in driving and supporting tools and equipments as prescribed from time to time by the Central Registering Authority in sufficient quantities;
- (d) Shall be a person capable of employing qualified instructors to teach motor vehicle driving training in sufficient numbers. The qualification of the instructor shall be in accordance with the provisions under sub-rule (b), Rules 87.
89. The duties of a person carrying out the business of motor vehicle driving training shall be as follows:-
- (a) The curriculum for training shall be submitted to the Central Registering Authority. Teaching shall be carried out as approved by the aforesaid body only;
- (b) No motor vehicle driving training shall be given to a person not holding a "L" driving licence;

- (c) The required safety program during the practical motor vehicle driving training course shall be as prescribed by the Central Registering Authority ;
 - (d) The report on works done shall be forwarded as prescribed to the Central Registering Authority.
90. The duties of a person carrying out the business of motor vehicle driving training school shall be as follows:-
- (a) Shall keep a sufficiently wide training room for teaching and sufficient furnitures and equipment;
 - (b) Shall keep a motor vehicle for the use of training and supporting tools and equipment as prescribed from time to time by the Central Registering Authority in sufficient quantity;
 - (c) Shall employ qualified instructors to teach motor vehicle driving trainees in sufficient numbers;
 - (d) The curriculum for training shall be submitted to the Central Registering Authority. Teaching shall be carried out only as approved by such Authority;
 - (e) No motor vehicle driving training shall be given to a person not holding a valid "L" driving licence;
 - (f) The required program for safety measures during the practical vehicle driving training course for the motor vehicle driving trainees shall be as prescribed by the Central Registering Authority ;
 - (g) The report on works done shall be forwarded as prescribed to the Central Registering Authority
91. (a) A certificate of proficiency shall be issued by the person carrying out a business of motor vehicle driving training or motor vehicle training school only when the trainee is able to drive without danger. Even if the trainee learns to drive without danger, if he does not properly understand the provision of these Rules or if he is not capable of having the spirit of give and take amongst road users, a certificate that he can proficiently drive shall not be given.
- (b) A certificate undertaking that one is fit to drive a vehicle produced under sub-rule (a) shall not be a vehicle driving licence. For the purpose of obtaining a vehicle driving licence driving test under Chapter IV of these rules must be undergone.
92. The Central Registering Authority shall determine the fees for training of motor vehicle driving.
93. The charges payable under this chapter shall be as determined by the Central

Registering Authority.

94. The Central Registering Authority may from time to time determine the stipulation required relating to the motor vehicle driving training or motor vehicle driving training school. The persons concerned shall observe such stipulations.

95. The Central Registering Authority may refuse the application for carrying out the business of motor vehicle driving training school business which are not in accordance with the provisions under this Chapter. On such refusal the fees paid under sub-rule (a) of rule 84 shall be refunded.

96. Temporary suspension or cancellation of the permit for carrying out the business-

(a) The Central Registering Authority may temporarily suspend or cancel the business permit issued to such persons who carry out the business of motor vehicle driving training or motor vehicle driving training school and fails to observe the stipulations under these rules. No refund of fees shall be made on such temporary suspension or cancellation;

(b) The Central Registering Authority shall record the reasons for such decisions and inform in writing to the persons who carry out the business of motor vehicle driving training or motor vehicle driving training school.

97. Appeals

(a) Any person dissatisfied with the decision made by the Central Registering Authority under this chapter may appeal to the Ministry of Transport and Communications within 30 days from the date of receipt of such notice.

(b) A decision made by the Ministry of Transport and Communications is final and conclusive.

98. The motor vehicle driving training school organized under the arrangement of the State shall be exempted from the Rules under this Chapter prescribed by the Ministry of Transport and Communications.

99. For offences committed by the person carrying out a motor vehicle driving training school under this Chapter shall be liable to related punishments under Chapter VI of the Law. Further for the action may be taken up for the cancellation of business permit.

Chapter VI

Conditions for Hired Motor Vehicles

100. No motor vehicle unless registered as a hired vehicle in pursuant to Rule 10 and holding a business licence shall operate as a hired vehicle.

101. For the renewal of a licence for a hired motor vehicle provisions under Rule 7 shall be observed.

102. (a) The number of passengers or load to be carried by a hired motor vehicle shall be in accordance with the stipulations made in the motor vehicle record of the Central Registering Authority.

(b) No vehicle shall carry more than the number of passengers or goods prescribed for vehicle for such purpose. However, buses operating regularly along the routes within a Township during rush hours may carry more number of passengers as permitted by the organization at State / Divisional level constituted by the Ministry of Transport and Communications by notification.

(c) A person of 12 years of age or more or two children under 12 years and above 3 years of age shall be taken as one passenger.

103. A person responsible under the provisions of the Chapter III of these Rules shall repair and maintain his hired vehicle at all times not to endanger the public and not to cause delay to the passengers.

104. (a) A person carrying out a business of hiring motor vehicle shall carry out only the business specified in the business licence.

(b) Business to be carried out by the public owned hired motor vehicles shall be those specified by the Ministry of Transport and Communications.

105. (a) In carrying out the business of a hired vehicle it shall be done as specified in the business licence.

(b) Bus stops, parking places for buses, loading and unloading places and parking places for vehicles for loading, parking places and places for resting and engaging passengers for taxis and other hired cars shall be as determined by the organizations at the State / Divisional level or at the township level constituted by the Ministry of Transport and Communications by notification.

(c) Buses operating on specific route shall indicate the sign of the route by affixing at the front of the bus for the passengers to know.

106. (a) The buses shall stop close to the edge of a road at the prescribed bus stands to enable the passengers to get in and off the bus. It shall not obstruct the flow of the traffic.
- (b) If there is a bus standing at a bus stand the bus following shall stand at a distance not less than a distance of 1.22 metre (4 feet) from the bus at the front.
- (c) A bus shall not stand side by side with another bus already at a bus stand.
107. Where there are stations specified for the hire of vehicles as a whole the terms for the hire of vehicles awaiting to be engaged at such stations are as follows:-
- (a) A vehicle arriving first at the station shall take the first at the place take engaged first;
- (b) Vehicles arriving at the station later shall take their second and third places etc in order of their arrival;
- (c) Once a vehicle departs the station, the remaining vehicles shall re-position themselves accordingly;
- (d) If a vehicle getting its turn for hire is not in readiness, the next vehicle may alter for engagement by overtaking;
- (e) If there is a person-in-charge at the station his instructions shall be followed.
108. Vehicle hiring charges, passenger fares and freight charges of the hired vehicles shall be determined by-
- (a) The Road and Inland Water Transport Organizations of the States and Divisions concerned for the rates of transport within each State and Division;
- (b) Co-ordination of the Road and Inland Water Transport Organization for the rates of transport from State and Division to another;
- (c) The rates of public or state owned hired motor vehicle shall be fixed by the organization concerned with the approval of the Road and Inland Water Transport Organization.
109. (a) Vehicle hiring charges, passenger fares and freight charges determined under Rule 108 shall be shown distinctly in every hired vehicle concerned and visible to the passenger or a person hiring a vehicle.
- (b) Although the passenger fares is not required to be exhibited in a taxi equipped with a "taxi-meter" taxi vehicles exempted from using a taxi-meter shall distinctly exhibit the passenger fares.
110. No owner of a hired vehicle or driver of a vehicle or ticket conductor/ spareman shall demand any vehicle hiring charges or passenger fares or freight charges more than what is prescribed.

111. (a) Any person whether hiring a vehicle as a whole or travelling in a vehicle as a passenger or loading freights on a vehicle carrying goods shall pay the money due as per the rates prescribed to the owner of the vehicle or driver of the vehicle or ticket conductor / spareman accordingly.
- (b) A passenger shall be entitled to carry on his lap free of charge a child who is 3 years of age and below.
- (c) A child attaining an age over 3 years and below 12 years shall pay half of the fare for a passenger: a person over 12 years of age shall pay full fare.
- (d) A ticket conductor shall deliver a ticket for the fare concerned to every passenger paying the bus fare.
- (e) If a season ticket for the bus is bought in advance for a specified period the passenger shall carry such ticket whenever he boards the bus. A bus fare shall be paid if such ticket is not produced;
- (f) If a ticket inspector demands a ticket for inspection on a bus, the passenger shall produce the ticket.
112. No hired vehicle shall have a right to refuse to offer his service without any sufficient reason when some one hires the vehicle.
113. Unless a "D" driving licence or a "E" driving licence prescribed under Rule 98, Chapter IV of these Rule is held no person shall be entitled to drive a hired vehicle concerned.
114. (a) No person unless holding a ticket conductor's licence or a spareman's licence under Rule 63, Chapter IV of these Rules shall act as a ticket conductor or a spareman on a motor vehicle.
- (b) If there are two motor vehicle drivers on the same hired vehicle holding "E" driving licence one of them may act as a ticket conductor or a spareman.
115. The names and the licence numbers of the driver of the vehicle and the ticket conductor / spareman on a hired motor vehicle shall be displayed conspicuously for passengers to see.
116. There shall be a reserve driver in a passenger vehicle if the travelling time is more than 8 hours.
117. The destination of the passengers hiring the taxi vehicle shall be carried by the shortest route. In case the passenger directs to be taken by a route under his direction it shall be done accordingly. If there is any difficulty in the route to be taken, a different route may be taken.
118. The driver shall be at his seat in the vehicle while it is standing at stand still with its engine

running. If the driver of a vehicle wishes to leave a vehicle the engine shall be switched off and the brake applied.

119. (a) Only one passenger is allowed to travel by the side of the driver of a hired vehicle.
 (b) No person shall sit on the exit side of the driver's seat of the vehicle.
120. (a) In a hired vehicle goods shall be carried inside the hired vehicle. If there are protective rails provided on the roof of the vehicle, goods may be carried on the roof as well. Carrying of goods by hanging outside the vehicle at the front, rear and at both the sides is prohibited.
 (b) Hand luggage capable of being carried by the passenger himself shall be allowed free of charge on a passenger vehicle.
121. (a) If any article left behind by the passenger is found on the taxi by the driver of the vehicle it shall be returned to the owner as soon as possible. If the owner is not known such article shall be handed over to the nearest Myanmar Police Station. An acknowledgment of receipt of the same shall be obtained. If such a taxi belongs to an Organization / Association the driver shall hand over the article found to the office of such Organization / Association.
 (b) Whenever the destination of a bus route is reached, the ticket conductor or the driver in the absence of a ticket conductor shall look into the bus for any article left behind by passengers. If any article is found it shall be handed over to the nearest Myanmar Police Station and an acknowledgement taken from the police station. The owner of the vehicle shall also be informed. If the bus is owned by an Organization / Association such article shall be handed over to the office of the Organization / Association.
 (c) If any article left behind by a passenger on a hired vehicle is found by any other passenger and is handed over to the driver of such vehicle or to the ticket conductor / spareman the name and address of such passenger shall be taken and shall also be taken action prescribed under sub-rules (a) and (b).
122. A bus shall not carry the followings:-
 (a) A person suffering from contagious diseases;
 (b) A person intoxicated by alcohol or any narcotic drugs;
 (c) A person improperly attired;
 (d) A person of unsound mind;
 (e) Any animal;
 (f) Goods giving out disagreeable smells;

- (g) Inflammable and combustible materials.
123. No person shall smoke on a bus.
124. (a) Every passenger travelling in hired vehicle shall follow the instructions given by the driver of a vehicle or ticket conductor / spareman for the convenience and safety of the passengers travelling in a hired vehicle.
- (b) While travelling, there shall be affixed, on all hired vehicles, with the exception of taxis, an equipment for easy communication by signals between the driver and passengers, ticket conductors / sparemen.
125. Sick and injured persons shall not be refused as passengers on a hired vehicle.
126. There shall be a spare wheel in a useable condition on every hired vehicle.
127. An owner or a driver of a hired vehicle shall be cordial in his dealings with the public.
128. If the address of the owner of a hired vehicle is desired to be changed the owner shall carry out at the Registering Authority and the organization concerned issuing the business licence.
129. If the ownership of the hired vehicle is desired to be changed the present owner shall do so at the Registering Authority and the organization concerned issuing the business licence .
130. If the owner of a hired vehicle holding a business licence, produce evidence to the effect that the business licence has been returned and surrendered to such organization issuing a business licence the Registering Authority concerned shall change the registration from a hired vehicle to a private owned vehicle under Rule 11 of these rules.
131. (a) If a separate traffic lane is desired to be prescribed for buses on roads with one way traffic ,the extreme right hand side may be prescribed. If such a lane is prescribed it shall be effected by organizations at the States / Divisions level constituted by the Ministry of Transport and Communications by notification in co-ordination with the Central Registering Authority and the organizations responsible for construction and maintenance of such roads.
- (b) Normally the traffic lane for buses shall not be used by the other vehicles. But those vehicles which desire to turn to the right may close before reaching the junction. To get into the lane on the right and get out of the lane one might cross that traffic lane without interfering the bus traffic.
- (c) Slow moving vehicles are not allowed throughout the roads having bus traffic lanes.

Chapter VII

Motor Vehicle Traffic Conditions (Rules)

132. The conditions under this Chapter are promulgated to be followed by persons connected with motor vehicles to reduce the number of motor vehicle accidents, which are most prevalent on roads and for the smooth running of the traffic.
133. (a) For the purpose of overseeing the observance and of taking action against persons failing to observe the provisions in this Chapter, the Ministry concerned has assigned duties to the Myanmar Police Force (Traffic Police). If required, may be assigned to any other organizations or individual person.
- (b) A person assigned with duty under sub-rule (a) may supervise and control the vehicle traffic by hand signals, or by a whistle together with hand signals or by signalling instruments or by any other reasonable means.
- (c) The road users shall follow the directions given by persons supervising and controlling the vehicular traffic.
134. (a) The road users shall observe the road signs and signals prescribed.
- (b) An organization at the State / Division level constituted by the Ministry of Transport and Communications by a notification shall with the help of the Central Registering Authority and the organization responsible for construction and maintenance of roads undertake or alter or withdraw the placing of road signs and signals in the downtown and out of town areas.
- (c) No person other than a person assigned under sub-rule (b) shall place any road signs and signals or any sign similar to these signs and signals at Public places. The road signs and signals validly specified shall not be altered or removed or destroyed.
135. (a) If the traffic light signals are desired to be installed to control the vehicle traffic the organization at the State / Division level constituted by the Ministry of Transport and Communications shall undertake in co-ordination with the Central Registering Authority and the organization responsible for construction and maintenance of roads.
- (b) Where the traffic light signals are placed road users shall follow the directions accordingly.
136. (a) Besides places for the vehicles to park and to stop, depots for hiring vehicles as a whole shall be specified by the organization at the State / Division level constituted by the Ministry of Transport and Communications by notification in co-ordination with the

Central Registering Authority and the organization responsible for construction and maintenance of roads.

- (b) Besides conditions under sub-rule (a) the Township Development Committee concerned may determine and levy the parking fees and station charges at vehicle parks and at rest stations and for vehicles for hire as a whole.

137. If the registration number fixed on the vehicle is not clear and distinct or the registration plate mutilated such vehicle shall not be driven or caused to be driven.

138. (a) No motor vehicle shall carry more than the number of passengers permitted or load more than the weight permitted at the time of registration. Only buses which are permitted to carry more than the prescribed number of passengers under Chapter VI, Rule 102, sub-rule 2 shall be exempted from the application of this provision.

- (b) If a vehicle for carriage of goods is found to have been overloaded on inspection by a person responsible to supervise and control under Rule 133, the owner of the vehicle or the person responsible for the vehicle shall unload the overweighted goods from the vehicle and look after them on his own arrangement. If it is done with the arrangement of the person responsible to supervise and control, the costs incurred shall be borne by the owner of the vehicle or the person responsible for the vehicle.

139. No driver of a motor vehicle while driving shall carry passengers and load goods close to him to cause obstructions in the driving of the vehicle.

140. A driver of a motor vehicle shall drive in accordance with the road signs, road markings and signals. While vehicular traffic is being controlled under the provisions of Rule 133, the directions given by the controller is to be observed.

141. All vehicles normally shall keep to right hand side of the road. However on one way traffic roads it shall be driven on the side intended and the appropriate traffic lane.

142. (a) To avoid traffic blocks vehicles shall not be driven at a snails pace. If it is desired to drive slowly the slow moving traffic lane should be taken.

- (b) On a road with a two way traffic, if there shall be two traffic lanes or more, the traffic lane on the extreme left shall be taken.

143. (a) Where the roads are in good condition the speed limit of a motor vehicle normally in the town area shall be 40 Kilo-metre (30 miles) per hour or in the outside the town area on the high ways connecting a township with another it shall be 80 Kilo-metre (60 miles) per hour.

- (b) For vehicle with a trailer or for a vehicle carrying inflammable and combustible materials the speed limit in the town area shall be 32 Kilo-metre (20 miles) per hour or in the outside the town area on the high ways connecting a township with another shall be 56 Kilo-metre (35 miles) per hour.
- (c) The organization at the State / Division level constituted by the Ministry of Transport and Communications by notification shall determine the speeds according to the conditions of the road within the provisions under sub-rule (a) and (b) as required.
- (d) Where there are three lanes each on either side of a two ways traffic road in the town area it is permitted to drive up to 64 Kilo-metre (40 miles) per hour on the extreme left traffic lane.
- (e) A driver of a vehicle shall not drive his vehicle in excess of the speed prescribed.

144. Fixation of speed limits shall not be applicable to motor vehicles which are given priorities under sub-rule (g), Rule 26, and sub-rule (a), Rule 45 of Chapter III as regards sirens, priority lights and so also motor cycles used by the personnel of the Myanmar Police Force in charge of vehicle discipline.

145. The driver of a vehicle moving behind another vehicle shall keep at a reasonable distance away from that other vehicle to avoid a collision if the vehicle in front suddenly slows down or stops.

146. Overtaking

- (a) A driver of a vehicle wishing to overtake another vehicle in the front shall do so only after making sure of the followings:-
 - (1) that no vehicle following him is preparing to overtake his vehicle;
 - (2) that the vehicle which he wishes to overtake is not preparing to overtake a vehicle it is following;
 - (3) that the lane to be used for overtaking is clear of any traffic.
- (b) Any vehicle overtaking another vehicle in front shall normally do so only from the left side of that vehicle after giving necessary signals keeping a reasonable distance away from the other vehicle.
- (c) If it is desired to overtake a heavy motor vehicle in front it shall be followed at a not very close distance from where the condition of the road ahead is clearly visible and shall overtake when the traffic is clear.
- (d) Re-entry into the original lane after the over-taking shall be done clearly without causing any hindrance to any vehicle following.
- (e) If any other vehicle overtakes his vehicle a pass shall be given to that vehicle without

increasing the speed of his vehicle until such vehicle has overtaken him.

(f) Only under the following conditions shall a vehicle overtake another vehicle in front from the right hand side:-

- (1) when a vehicle in front signals to turn left;
- (2) the road being blocked by traffic, yet being clear on the right side;
- (3) when the lane taken by a vehicle is changed by entering clearly from the lane on the right side and by moving ahead of the vehicle running on the left lane in its front;
- (4) when driving on a one-way road.

Note: If traffic lanes are made on the roads and where vehicles driving on those lanes overtake vehicles from other lanes, it does not amount to overtaking under this Rule.

147. No overtaking of a vehicle in front shall be made at the following places and at such lanes:-

- (a) places where pedestrians are allowed to cross;
- (b) road intersections and junctions;
- (c) road corners and road turns/bends;
- (d) receding gradient and hill-top;
- (e) at the entrance of a bridge and on the bridge;
- (f) on narrow roads;
- (g) in tunnels;
- (h) along the road with double white line in the centre;
- (i) in the lane marked with a continuous line;
- (j) at the time when vision is not clear and not sure to overtake safely;
- (k) at the time when the vehicles on coming or moving ahead are liable to give way or slow down if overtaken.

Note: This rule shall not apply to overtaking the motorcycle.

148. (a) If it is desired to turn right at the intersections and junctions where there is no traffic signal lights or any person controlling the traffic, approach shall be made being reaching the junction, by moving close to the right side of the road, slowing down and by giving signals. After a temporary stop when there is no traffic and no danger, turning into the road may be made. When there are traffic signal lights or a person controlling the traffic at the intersection turning right shall be made as directed by the traffic signal lights or by the person controlling the traffic.

(b) If it is desired to turn left at the intersections and junctions where there is no traffic signal light or any person controlling the traffic, approach shall be made by giving signals, moving

close to the left lane or the middle of the road and slowing down. After a temporary stop when the place is free from traffic and danger, turning into the desired road. When there are traffic signal lights or any person controlling the traffic at the intersection, turning left shall be made as directed by the traffic signal lights or by the person controlling traffic.

- (c) If it is desired to turn into a lane on the right side of the main road, turning shall be made when it is safe after giving signals and moving close to the right side of the road and slowing down. If it is desired to turn into the lane on the left side of the road, turning shall be made when it is safe, after giving signals and moving close to the middle of the road and slowing down. Turning shall be made when it is clear of oncoming traffic.
- (d) If it is desired to turn one-way road from a road and if it is to turn right, the vehicle is to be driven close to the right and turn into one of the traffic lanes on the right when it is free from danger. If it is to turn left, the vehicle is to move closer to the centre of the two-way road and turn into any lane on the left side of the one-way road.
- (e) If it is desired to turn into a two-way road from a one-way road and if it is to turn right, the turning shall be made after moving closely to the right side of the one-way road. If it is to turn left, the turning shall be made after moving closely to the left side of the one-way road.
149. (a) At the intersection where there is no traffic signal light and no person controlling the traffic and of the two vehicles coming from either side of the road, priority shall be given to the one reaching the intersection first, and if the vehicles the intersection at the same time, the vehicle coming from the right shall be given priority. At the intersections where there are traffic signal lights or a person controlling traffic the directions made and given by such signal lights or person controlling the traffic shall be observed.
- (b) At the intersection where a main road and a street meet, the vehicle from the street shall give priority to the vehicle driven on the main road.
- (c) When an ambulance, fire engine, Myanmar Police Force vehicle and other important vehicles come sounding their sirens, such vehicles shall be given priority and allowed to pass or overtake.
- (d) If there is a roundabout at the intersection, the vehicle which is ahead in the roundabout shall be given priority. At the roundabout, vehicles shall be driven by keeping to the right.

Turning a (Hair-pin Bend) "U" Turn

150. (a) At the following places, turning a (hair-pin bend) "U" turn is not allowed:-
- (1) road in the middle of which one or two white/yellow continuous longitudinal line(s)

- have been drawn;
- (2) intersection, junction;
 - (3) road corner, road curve;
 - (4) top of high ground and within 100 metres (328 feet) from it;
 - (5) at the entrance of a bridge and on the bridge;
 - (6) one-way road;
 - (7) a place where turning a (hair-pin bend) "U" turn is prohibited.
- (b) Where it is desired to turn a (hair-pin bend) "U" turn, it shall be done only when there is no traffic in the front or at the back. If forward-and-backward movement is necessary in a narrow lane, there shall be no obstruction caused to the traffic of other vehicles.
151. (a) Where it is desired to reverse the vehicle, shall look both sides and rear, and only if there is no danger shall reverse slowly showing signal. There shall be no obstruction caused to the traffic of other vehicles.
- (b) Exit reversal of the vehicle from a street onto the main road shall not be done.
 - (c) Reversal of the vehicle shall not be done on one-way road.
 - (d) Exit by reversal of the vehicle from any premises to the road shall not be done.
 - (e) Reversal of the vehicle for a long duration that may cause disturbance to other users of the road shall not be done.
152. (a) If a person responsible for supervising and controlling under Rule 133 directs the vehicle to stop, the vehicle shall stop.
- (b) At an intersection and a junction where there is no traffic lights and no person responsible to supervise the vehicle, shall stop for a while before crossing or turning a bend and the vehicle shall proceed only when there is no danger.
 - (c) Before driving out from a street onto the main road or from any premises onto the main road, the vehicle shall stop for a while at the intersection or at the entrance of the premises and then shall be driven out when there is no danger.
 - (d) If there are persons crossing at the zebra-crossing, place for crossing indicated by road signs or place for crossing in front of a school, the vehicle shall stop for a while at a distance of at least 5 metres (16 feet 6 inches) before reaching such places. Only when there are no persons crossing the road, the vehicle shall proceed.
 - (e) When an ambulance, fire-engine, Myanmar Police Force vehicle and other important vehicles come sounding their sirens, such vehicles shall be given priority while one's vehicle shall stop at the edge of the road side. Only when those vehicles have passed, it shall

proceed or if there is person responsible for supervising and controlling his direction shall be abided by.

- (f) If a herdsman tending animals requests to stop the vehicle lest the animal may be frightened due to the vehicle, the vehicle shall stop. If animals are found on the road without a herdsman, driving shall be done with due care. If the vehicle should stop, it shall stop.
 - (g) Before crossing a level crossing with or without a gate under Rule 155, the vehicle shall stop for a while.
 - (h) When faced with a convoy of vehicles driving systematically on a road where there is difficulty for vehicles to cross easily, shall make way as may be necessary and stop one's vehicle till the convoy has passed.
 - (i) If one's vehicle is involved in an accident under Rule 175, the vehicle shall stop immediately.
 - (j) If there is difficulty to manoeuvre due to meeting of descending and ascending vehicles on a mountain road, the ascending vehicle shall be given priority and the descending vehicle shall stop as close as possible to the edge on the right side.
 - (k) If a circumstance arises which may cause danger to the public due to the vehicle, the vehicle shall stop.
 - (l) If one desires to stop the vehicle, it shall do so slowly after showing a signal.
153. (a) When a vehicle stops, halts and parks, it shall be moved to the right side of the road and the right wheels shall be within 31 centimetres (1 foot) from the edge of the road. On one-way main road, it shall be moved to the left side of the road and the left wheels shall be within 31 centimetres (1 foot) from the edge of the road.
- (b) Under the provision of Rule 152, the vehicle shall stop at the places prescribed.
 - (c) The vehicle may halt not only at the places permitted, but also at other places that are not prohibited under this Rule.
 - (d) If it is desired to park a vehicle, it shall be done only at the places permitted. He shall park the vehicle parallel to the road side or aslant to the road side under the condition prescribed for parking place. It shall not obstruct the traffic of other vehicles.
 - (e) The vehicle shall not be stopped, halted or parked in opposite direction to the traffic lane.
 - (f) If the vehicle is to be stopped, halted or parked on the ascent and descent of a slope, it shall be done in a proper manner to prevent the rolling of the wheels.
 - (g) No vehicle shall stop at the following places:-
 - (1) within the area of an intersection or junction;

- (2) within the area of road corner and road curve (bend);
 - (3) within the area of a roundabout;
 - (4) on the railway line (tracks);
 - (5) within the area of other traffic lanes with the exception of the traffic lane closest to the road side;
 - (6) at the entrance of a school or hospital;
 - (7) at the entrance of and within the area of a bridge and narrow street;
 - (8) near a bus-stop;
 - (9) on a hill;
 - (10) alongside a vehicle already halted or parked;
 - (11) at the side of a road marked with two longitudinal white lines;
 - (12) on the left side of a one-way street.
- (h) No vehicle shall halt or park at a place where there is signboard of road signs prohibiting the halting or parking of a vehicle.
- (i) No vehicle shall halt or park at a place where there is a traffic signal post, direction sign-board, near a place permitted for pedestrian crossing and kerb and post with red and white zebra markings. A vehicle shall not park also at a kerb and post with yellow-and-black zebra markings.
- (j) A bus shall stop only at the relevant bus-stop. No other vehicles shall stop at the bus-stop.
- (k) With the exception of a fire - engine , no other vehicle shall halt or park within 7 metres (23 feet) from a fire-engine station, fire-hydrant, fire-extinguishing water tank.
- (l) No vehicle shall stop, halt or park so as to obstruct the road , narrow the scope of vision or cause danger to other users of the road.
- (m) No vehicle shall stop, halt or park on the pavement or on a prescribed pedestrian lane.
- (n) When the vehicle stops, halts or parks on the road at night, small side lights shall be switched on. If a stop-light has been installed, a parked vehicle shall switch on such light. If the vehicle lights are out of order while parked on a main road where there are no road lights, a red lantern shall be hung at the left edge of the rear of the vehicle so that the vehicle shall be visible from a distance of 300 metres (1000 feet)

154. If a vehicle stops, halts or parks at a public place in contravention of the provisions of Rule 153 and Rule 167, the person authorized to supervise and control shall cause the owner or the person responsible for the vehicle to remove it immediately. If the person responsible for the vehicle is not to remove it immediately the person authorized to supervise and control may remove it to a suitable place on

his own arrangement. The expense of so removing shall be borne by the owner or person responsible for the vehicle.

155. (a) On approaching a railway track with a gate, if there is a sound of siren from the signal device of the on-coming train and signal lights are shown or of the gate-keeper shows a signal by waving the flag, the vehicle shall stop on the right side of the road at a distance of at least five metres (16 feet 6 inches) before reaching the railway track. The railway track shall be crossed only after the train has passed and the gate is reopened or when the gate-keeper gives permission to cross.
- (b) On approaching a railway track without a gate or gate-keeper, the vehicle shall stop on the right side of the road at a distance of at least five metres (16 feet 6 inches) before reaching the railway track and shall watch both sides of the railway track and listen as to whether a train is approaching or not. If the train does not come or if the train has passed, the railway track shall be crossed.
- (c) When crossing the railway track under sub-rules(a) and (b), it shall be done with low gear used for starting the vehicle. While crossing the railway track, the gear shall not be changed. The vehicle shall not stop at all on the railway track.
156. (a) When the vehicles are crossing each other in opposite direction, the lateral distance between the vehicles shall be at least 1.5 metres (3 feet) distance. On a narrow road where there cannot be such a distance, crossing shall be done by reducing (slowing down) the speed before meeting each other.
- (b) At a narrow bridge on the road on which only one vehicle can cross, the vehicle which reaches the bridge first shall cross first. If two vehicles from opposite directions reach the bridge simultaneously, the heavily-laden vehicle shall be given priority or the vehicle that first switches on the head light or the vehicle that first gives signal with its horn shall be allowed to cross first.
157. No vehicle shall be driven on a pavement or on a prescribed pedestrian lane.
158. Without the permission of the relevant fire brigade member, no vehicle shall drive over the fire-extinguishing hose laid down on the road without a protective cover.
159. (a) If it is desired to drive drawing a trailer, the said trailer shall be a registered trailer. It shall be attached firmly at the rear of the motor vehicle.
- (b) Only one trailer shall be drawn by one vehicle. A vehicle with a trailer attached shall drive only at the prescribed speed.
160. With the exception of preventing danger, the horn shall not be used for other purposes. If used,

it shall not be used so as to cause disturbance to the public.

161. (a) Between dusk and dawn or during day time when the light is dim due to weather, any vehicle shall be driven with the lights switched on to get illumination under Chapter III, Rule 26 of these Rules.

(b) The beam of the head lights of the vehicle shall be lowered (dipped) to avoid a glare to the eyes of persons coming from the opposite direction. If a glare is caused due to the light of the oncoming vehicle, the speed of one's vehicle shall be reduced or the vehicle shall stop temporarily. If driving behind another vehicle, the beam of the head lights of one's vehicle shall be lowered (dipped).

162. If it is desired to open the doors on the side of the traffic lane, they shall be opened when there is no danger. As soon as a passenger has entered or left the doors shall be closed immediately. If the doors on the side of the pavement or pedestrian lane are to be opened, they shall be opened carefully without disturbing the pedestrians. The doors shall not be left open.

163. When driving on a mountain road, the driver shall abide by the following:-

(a) If there is difficulty to manoeuvre due to meeting of ascending and descending vehicles, the descending vehicle shall move as close as possible to the right edge of the road and shall give priority to the ascending vehicle;

(b) If there is space only on the right side of the lane of the ascending vehicle before reaching a place where the ascending and descending vehicle will meet, the ascending vehicle shall make way for the descending vehicle;

(c) If it is not easy to manoeuvre at the place where the descending and ascending vehicles meet, the vehicle that has no difficulty in reversing shall do so;

(d) The speed shall be reduced and the horn sounded at every road curve (bend);

(e) The descending vehicle shall not drive with the gear in neutral or with the clutch pedal pressed down;

(f) If the engine of a heavily-laden vehicle fails while ascending or descending or if the vehicle is stopped, the brakes shall be applied so as not to roll down and jammed blocks shall be wedged against the rear wheels.

164. Persons responsible for a passenger vehicle shall abide by the following:-

(a) Passengers of every passenger vehicle shall ride inside the vehicle. They shall not ride or be allowed to ride on the roof, the bonnet, mud-guard, rear cover, foot-board, etc. They shall not ride or be allowed to ride swinging at the side or rear of the vehicle;

(b) Passengers shall not jostle or be allowed to jostle when entering or leaving a passenger

vehicle. They shall not run after or be allowed to run after a vehicle which has started to move. They shall not alight or be allowed to alight from a vehicle before it stops;

- (c) While riding a vehicle, passengers shall not rest or be allowed to rest their hands on the window sill or extend their hands outside the vehicle or look out of the window or spit saliva out or throw litter out;
- (d) Passengers shall not enter or be allowed to enter or leave or be allowed to leave a vehicle at places not permitted.

165. The following shall be abided by in respect of the carriage of goods:-

- (a) Every vehicle carrying goods shall carry the goods systematically and firmly in order not to endanger the road and the users of the road and not to cause annoyance to the driver and the other users of the road. In carrying the goods the materials used such as the supporting pads, ropes, covers and packing materials shall be good and strong;
- (b) If goods are carried in a luggage rack on the roof of the vehicle, the height from the level road to the top of the goods in a heavy motor vehicle shall not exceed 3.66 metres (12 feet) and in a light motor vehicle shall not exceed 3.05 metres (10 feet);
- (c) The front and rear protrusion of the goods carried in a vehicle are determined as follows:-
 - (i) shall not protrude more than one metre (3 feet 3 inches) from the head light of the vehicle;
 - (ii) shall not protrude more than one metre (3 feet 3 inches) from the rear of the vehicle, if without a warning (cautionary) article;
 - (iii) a warning (cautionary) article shall be affixed to the tip of the goods protruding more than 1 metre (3 feet 3 inches). Such warning (cautionary) article shall, during daytime be a circular disc of a diameter not less than 31 centimetres (12 inches), painted half white and half red and fitted vertically so as to be clearly visible or a red square flag, the length and breadth of which shall not be less than 31 centimetres (12 inches) shall be affixed. During night time, a red light visible from a distance of 150 metres (500 feet) shall be affixed. The protrusion of the goods from the rear of the vehicle shall not exceed 2 metres (6 feet 6 inches). The goods protruding shall not obscure from view the vehicle registration mark, the red reflector, the rear side lights and the brake lights;
 - (iv) if the goods carried on the roof of the vehicle protrude to the front and rear of the roof, such protrusion shall not exceed 1 metre (3 feet 3 inches) each way.
- (d) There shall be absolutely no goods hanging on both side of the exterior of the vehicle and there shall be absolutely no goods protruding from the interior of the vehicle or from the

roof.

- (e) If under a business licence passengers are also permitted to be carried on a hired goods vehicle, arrangements shall be made for the passengers to ride comfortably. When passengers are being carried, the carriage of dangerous goods or animals shall not be permitted.
- (f) Normally a goods vehicle shall be driven with its rear cover closed. However, if the goods carried are longer than the length of the body of the vehicle, the rear cover may be opened. The rear cover shall not obscure from view the registration mark of the vehicle, the red reflector, the rear side lights and the brake lights.
- (g) When a vehicle carrying dangerous goods is being driven, sufficient precautions shall be taken for such goods and special care shall be taken in so driving.
- (h) Loading and unloading of goods shall be done at the prescribed or permitted place. There shall be no obstruction of the road and no annoyance (disturbance) also to the other users of the road.
- (i) Goods prohibited by the Government of the State shall not be carried without lawful permission.

166. If vehicle is drawn (towed) by a rope or a drawn (towing)-rod, the following shall be complied with:-

- (a) The distance between the rear end of the drawing (towing) vehicle and the front tip of the vehicle being drawn (towed) shall not exceed 3.66 metres (12 feet);
- (b) In order to make visible the rope or the drawing (towing) rod between the drawing (towing) vehicle and the vehicle being drawn or towed a circular disc of a diameter not less than 31 centimetres (12 inches) painted half white and half red or a red square flag, length and breadth of which shall not be less than 31 centimetres (12 inches) shall be affixed in the centre (middle) of the rope or the drawing-rod;
- (c) If the vehicle is being drawn (towed) by a rope only a driver who has obtained a driving licence shall control the said vehicle;
- (d) The drawing (towing) vehicle shall be driven at a reduced speed;
- (e) When a vehicle is being drawn (towed) only one vehicle shall be drawn.

167. If a vehicle breaks down on the road, the driver or the person responsible for the vehicle shall move the vehicle promptly to the side of the road where it is free from other vehicular traffic. After that, the vehicle shall be removed from the road-side as quickly as possible.

168. (a) While filling fuel, every vehicle shall switch off its engine.

(b) No one shall smoke, while filling fuel.

169. If there is a weight stipulated for crossing a bridge, every driver shall abide by such stipulation.

170. (a) Every driver of a vehicle shall take constant care not to injure any pedestrian in any place with his vehicle. In particular, he shall take due care in driving when there are children, elderly people, disabled persons and jay walkers on the road.

(b) When pedestrians are found crossing the road at the prescribed place for crossing, they shall take care in driving under Rule 152, sub-rule(d). At such place, if there is a vehicle in front, he shall not overtake such vehicle under Rule 147.

(c) As higher speed is allowed on roads outside the town and as there are no crossing places prescribed for pedestrians, care shall be taken in driving when pedestrians and animals make a sudden crossing.

171. The following shall be abided by when there is driving by a convoy of systematically grouped vehicles:-

(a) The total number of vehicle in a convoy shall not exceed ten. If there are more than ten vehicles, additional convoy shall be formed and shall proceed after an interval;

(b) In every convoy there shall be flown in a visible manner on the left side exterior of the driver's compartment a red flag on the foremost vehicle and a blue flag on the last vehicle. The flags shall be square-shaped with the length and breadth of at least 51 centimetres (1 foot 8 inches) each;

(c) There shall be a supervisor each in the convoys. Such supervisor shall undertake the responsibility of driving the convoy in a systematic and orderly (disciplined) manner;

(d) Every driver included in a convoy shall abide by the stipulations of this Chapter;

(e) These Rules shall not apply to a procession of vehicles driven for a social purpose.

172. No one shall drive a vehicle recklessly or dangerously or in an uncontrollable manner. Vehicles shall not race with each other.

173. A motor-cyclist (A person riding a motor cycle) shall abide by the following:-

(a) A motor cycle shall be ridden with both hands holding the handle. Only when a signal is being shown with a hand, the handle may be held with one hand;

(b) If there is no pillion behind the person riding a motor-cycle, an additional person shall not be carried. If there is a pillion, only one person shall be carried. A person on the pillion shall sit astride the vehicle, facing to the front and with the legs resting on the footboard on either side. A person who cannot ride with his legs resting on the footboard shall not be carried. No one shall be carried in front of the person riding the motor-cycle;

- (c) If luggage is being carried on the pillion, such luggage shall not protrude more than 15 centimetres (6 inches) on either side of the pillion and more than 31 centimetres (12 inches) from the edge of the rear tyre. The height of such luggage shall not be higher than the cyclist's shoulders. The weight of the luggage carried shall not be so heavy as hamper the motor cyclist in his control of the vehicle. Dangerous articles (goods) shall not be carried;
- (d) The motor cycle shall be ridden in a straight manner and it shall not race with other motor cycles or motor vehicles. It shall not be ridden in such a manner as to cause annoyance to other drivers;
- (e) Every motor-cyclist shall wear a crash-helmet with the chin-strap securely fastened;
- (f) The clothes of a motor cyclist shall not be fluttering so as to cause danger;
- (g) The motor-cycle shall not be ridden with its engine raised noisily.
174. (a) Slow-moving vehicles shall abide by the prescribed road discipline (rules) in the same manner as motor vehicles.
- (b) If there are roads and areas restricted by the Body at the State/ Divisional level or Body at the Township Level formed by the Ministry of Transport and Communications, by notification, slow-moving vehicles shall abide by such restriction.
- (c) Every slow-moving vehicle shall drive on the right side of the road close to the side. It shall not drive abreast.
- (d) When a slow-moving vehicle wishes to start, when it wishes to overtake another slow-moving vehicle, when it wishes to turn, when it wishes to cross the road and when it wishes to stop, it shall see whether it is safe or not and shall show timely signal beforehand.
- (e) When descending slopes, no slow-moving vehicle shall descend with such momentum as to lose control (to be uncontrollable).
- (f) A slow-moving vehicle shall not overload passengers or goods (luggage) or passengers and goods so as to cause danger.
- (g) When it wishes to load or unload passenger or goods, it shall move to the side of the road and do so only after stopping.
- (h) When driving at night time horse-drawn carts and tri-shaws shall have at their front red lights and at the rear red reflectors. Other slow-moving vehicles shall have lamps.
- (i) Slow-moving vehicles shall not drive on a pavement or a pedestrian lane.
- (j) Carts with iron-rimed wheels shall not be permitted to drive on the motor roads.
175. (a) As soon as an accident occurs, the vehicle shall be stopped immediately. The persons involved in the accident and other persons in the vicinity shall inform the nearest Traffic

Police or the Myanmar Police Station as quickly as possible. In addition, if the other vehicular traffic is being obstructed, the said vehicles shall be moved to a clear place without obliterating the marks of evidence which will be of help in investigating the accident. If there are persons injured in the accident, necessary assistance shall be given to convey the injured persons to a hospital as quickly as possible.

(b) If the driver causing the accident is not dead (has not expired) or seriously injured, he shall give his name, address, driving licence number and vehicle registration number (mark) to the victim of the accident. The victim shall also give his name and address.

(c) When the traffic police or any responsible person from the Myanmar Police Station arrives at the place of accident, the persons involved in the accident and other users of the road shall abide by their directives.

(d) When an accident occurs and the driver does not stop his vehicle immediately and give necessary assistance under the requirement of sub-rule (a) or the person responsible for the vehicle does not inform the nearest traffic police or the Myanmar Police Station immediately, action may be taken against such defaulters under the sections of the Penal Code.

(e) In respect of accidents occurring State-wise and Division-wise, the Central Registering Authority shall co-ordinate the Myanmar Police Force and other relevant organizations, in order to take, collect, study, compile and maintain complete statistics relating to the manner in which the accident occurred, the number of fatalities and injured, the value of property damaged and the taking of action against the offenders.

Chapter VIII

Rules (Conditions) to be Observed by the Pedestrians

176. Pedestrians such as persons walking on the roads, persons pushing perambulators, disabled persons on wheel-chairs, persons with push-carts not requiring registration, hawkers and pedlars walking in the Road Area shall abide by the road directives relating to them. However, when the Traffic Police or any person assigned responsibility is supervising and controlling the traffic, they shall abide by such supervision and control.

177. (a) If there is a pavement or a prescribed pedestrian lane, a pedestrian shall walk on such

places.

- (b) Normally, a pedestrian shall not step on a motor road. If he wishes to do so, he shall see whether it is clear of traffic. If it is not clear of traffic, he shall not step on the motor road.
- (c) If there is no pavement or a prescribed pedestrian lane, a pedestrian shall walk on the left side of the road, facing the traffic lane and keeping as close as possible to the side of the road.
- (d) Pedestrians shall not obstruct the road or walk abreast.

178. If a pedestrian wishes to cross the road, he may do so only from an underground road, an overpass, a zebra-crossing or from a place permitted. If there is an island, he may rest road when it is clear of traffic.

- 179.
- (a) If there is no zebra-crossing or a place permitted, a pedestrian shall, before crossing look to the left and to the right and again to the left and then cross straight as quickly as possible, when it is clear of traffic; while crossing too, he shall watch the traffic.
 - (b) When a pedestrian wishes to cross at road intersection where there are no road signs (direction posts) he shall stop for a while, see if the road is clear of traffic and if clear, cross as quickly as possible, step by step. He shall not cross diagonally. He shall cross after taking special care of vehicles turning a bend (curve).
 - (c) When crossing at road intersection where there are traffic lights, a pedestrian shall not cross a road on which traffic is allowed by the green light for vehicles. He may cross a road showing a red light for the vehicles to stop. However, he shall take care of vehicles turning a bend (curve), while crossing. Where there is a special signal light for pedestrians, he shall cross only when such signal light permits him to do so.

- 180.
- (a) Whenever a pedestrian crosses the road from a zebra-crossing or from a place permitted, he shall not presume that there is no danger. He shall, in crossing the road, take care of the dangers of a vehicle whose brake has failed or an overtaking vehicle.
 - (b) Whenever a pedestrian crosses from a zebra-crossing or from a place permitted, he shall cross from a right half of the zebra-crossing or a place permitted.
 - (c) A pedestrian shall not remain standing on the side-walk (pavement) to cause annoyance to persons crossing from the zebra-crossing or a place permitted.
 - (d) If a traffic police or any person assigned responsibility is controlling the traffic at the zebra-crossing or a place permitted, the pedestrian shall abide by his directives.

181. No one shall perform the following acts which can disturb or endanger traffic on the road: -

- (a) Walking, standing, sitting, sleeping and playing on the road without any valid reason;

- (b) Stepping out on the road and stopping a vehicle for the purpose of riding on the vehicle, giving an article or asking for donations;
- (c) Stepping out on the road and taking care of a vehicle parked at road-side or a vehicle entering to park;
- (d) Emerging or crossing the road suddenly from in-between parked cars or from a place hidden from view.

182. If pedestrians wish to walk on the road in a procession with lawful permission, they shall walk on the left side of the road facing the traffic lane and keeping close to the side of the road. In addition, there shall be persons to take charge at the front and the rear of the procession at a reasonable distance. When it gets dark, the persons taking charge shall hold lamps (Lanterns).

183. The traffic police or the persons assigned duty by the school shall control the students crossing the road in front of the school.

184. Children of the age of six years and below without a guardian shall not walk on the road area.

185. If a pedestrian wishes to ride a bus, he shall wait and board it at the place prescribed. If he wishes to leave the bus he shall do so at the place prescribed. He shall board or leave the bus carefully only when the bus stops.

186. If barricades are put up on the road-side pavement and the road, a pedestrian shall not cross from under or over such barricades.

187. If a traffic police is controlling (regulating) the crossing of pedestrian, they shall cross as directed by the said traffic police.

188. While crossing the road or while walking on the road, if a pedestrian hears the siren of an ambulance, a fire-engine, a Myanmar Police Force vehicle and other important (emergency) vehicles, he shall give priority to such vehicles and make way quickly on the road.

189. A pedestrian shall not stand behind a vehicle about to start.

190. At a place indicated by a signboard that passing through or walking on the road is prohibited by the relevant authority, a pedestrian shall abide by such indication.

191. For an offence committed by pedestrians under this Chapter, punishment shall be given (meted out) under the provision of section 20 of the Law.

Chapter IX**Rules (Conditions) to be Observed by Cyclists**

192. If a cyclist rides a bicycle on the motor road, the rules of road will have to be observed as in the case of motor vehicles. If the bicycle is not ridden, but is pushed, then the rules for pedestrians will have to be observed. However, he shall not cause annoyance (disturbance) to pedestrian.

193. If anyone wishes to ride a bicycle, the condition of the component parts of the vehicle, particularly the brakes and the pedals shall be good. The tyres shall be good and air-tight. A proper bell which can be heard from a distance shall be fitted on a bicycle. The cyclist shall examine whether the condition of the bicycle is good or not and shall ride if only when it is good.

194. The cyclist shall sit astride the saddle and shall be able to ride with his legs resting properly on the pedals. A bicycle whose pedals cannot be reached shall not be ridden.

195. A cyclist shall normally ride with both his hands on the handle. He shall not ride with both his hands off the handle.

196. A cyclist shall ride as close as possible to the right side of the road.

197. A cyclist shall know how to show signal with his hand to slow down, to turn, to overtake, to drive straight ahead and to stop. In showing a signal, he shall do so beforehand (in advance).

198. A cyclist may carry only one extra person if he has a luggage rack at the rear of his bicycle. With the exception of the said luggage rack, the extra person shall not be carried in any other place.

199. If a cyclist has a luggage rack at the rear of his bicycle, the dimension of the luggage which may be carried on the said rack shall not exceed 61 centimetres (2 feet) in length, 2 feet in breadth and 2 feet in height. If there is a small basket attached to the handle bar of the bicycle, goods (articles) shall only be put in such basket. Such basket shall not affect the good use of the handle bar and the front light. The weight of the goods carried shall not be so heavy as to make the bicycle uncontrollable. Dangerous goods shall not be carried.

200. A cyclist shall not ride close to the rear or side of a moving motor vehicle. He shall not ride by holding on to other vehicles.

201. If a cyclist cannot ride properly when going uphill, he shall alight from the vehicle and push it, so as not to disturb the other vehicles. When going downhill, he shall control the bicycle with breaks and he shall not ride downwards at a high speed.

202. A cyclist shall not weave in and out between one vehicle and another, and between one traffic lane and another so as to cause annoyance (disturbance) to other vehicles.

203. A cyclist shall ride his bicycle on the road only in the conventional manner contained in this

Chapter. Instead of riding in this way he shall not ride in an uncommon manner and he shall not ride facing the traffic lane.

204. A bicycle shall not be ridden on a pavement, on the white line drawn longitudinally in the middle of the road, island on the road and island markings.

205. A bicycle shall only be parked at the place prescribed for parking bicycles in a public place. If there is no place prescribed the bicycle may be parked close to the side of the road or on the pavement without disturbing (annoying) the pedestrians.

206. A white light shall be fitted on the front of the bicycle, a red reflector on the rear of the bicycle and reflectors on the pedels. Besides the red reflector at the rear of the bicycle, a red light may also be fitted, if desired. While riding at night time, the lights shall be switched on.

207. A bicycle shall not be ridden while under the influence of liquor or drugs (narcotics).

208. A cyclist shall take extra care in riding a bicycle while it is raining. If a mackintosh (raincoat) is worn, it shall not be fluttering on either side.

209. If bicycle lanes are specially prescribed for cyclists within the limit of the town, the Body at the State / Division Level formed by the Ministry of Transport and Communications by notification, shall lay down conditions for cyclists to use the said lanes, after co-ordination with the Central Registering Authority and the Body responsible for the construction and maintenance of roads.

210. Where it is desired to install an engine on the bicycle, such bicycle shall be ridden only after registration with the Motor Vehicle Registering Authority.

Chapter X

Traffic Signs, Markings of the Road and Signals

211. Traffic signs are differentiated as follows:-

- (a) Warning;
- (b) Prohibition and Restriction;
- (c) Mandate;
- (d) Direction (Guidance).

212. Markings of the Road are differentiated as follows:-

- (a) Painted Markings;
- (b) Kerb Markings;
- (c) Red/White chequered road side posts.

213. Signals are differentiated as follows:-
- (a) Signals by users of the road while going on the road;
 - (b) Signals of the person regulating the traffic;
 - (c) Signal lights.

Chapter XI Miscellaneous

214. For the purpose of carrying out the provisions of the Rules:-
- (a) The relevant Ministry may issue the procedures;
 - (b) The Department assigned duty by the relevant Ministry may issue the orders, directives and bye-laws.
215. The Burma Motor Vehicles Rules, 1915, the Burma Hired Motor Vehicles Rules, 1935 and the Motor Vehicles International Circulation Rules, 1933 are hereby repealed.

By order,

(Sd.) Major General Tin Tun

Minister

Government of the Union of Myanmar
Ministry of Transport and Communications

Letter No. 377-Pa Sa / Khwai (2)89

Dated 29th November, 1989

Circulated to the-

Office of the President

Office of the Chairman of the State Law and Order Restoration Council

Office of the State Law and Order Restoration Council
 Office of the Government
 Supreme Court
 Office of the Attorney General
 Office of the Auditor General
 All Ministries
 All Heads of Department under the Ministry of Transport and Communications
 Director General,
 Department of Road Transport Administration
 Managing Director,
 Printing and Publishing Enterprise

Forwarded with a request that
 this Notification be published in
 Part I of the Myanmar Gazettee

By order,
 (Khin Yee Myint)
 Head of Office

THE GOVERNMENT OF UNION OF MYANMAR

MINISTRY OF RAIL TRANSPORTATION

DEPARTMENT OF ROAD TRANSPORT ADMINISTRATION

ROAD SIGNS, ROAD MARKINGS AND SIGNALS

Edited and approved by the Attorney General Office,
Letter No.1(3)/ 1-1(45) dated 19th February 1998

THE GOVERNMENT OF PUNJAB
MINISTRY OF ROAD TRANSPORT AND
DEPARTMENT OF ROAD TRANSPORT ADMINISTRATION

CONTENTS

| | | <u>PAGE</u> |
|-----|--|-------------|
| 1. | CHAPTER I ROAD SIGNS | 2 |
| 2. | CHAPTER II ROAD MARKINGS | 7 |
| 3. | CHAPTER III SIGNALS | 8 |
| 4. | APPENDIX (A) DANGER WARNING SIGNS | 9 |
| 5. | APPENDIX (B) PROHIBITORY AND RESTRICTIVE SIGNS | 14 |
| 6. | APPENDIX (C) MANDATORY SIGNS | 19 |
| 7. | APPENDIX (D) EXPLANATION ON DIRECTIONS AND SIGNS | 22 |
| 8. | APPENDIX (E) SIGNBOARDS FOR END SYMBOLS | 27 |
| 9. | APPENDIX (F) ROAD MARKINGS | 28 |
| 10. | APPENDIX (G) LIGHTS INSTALLER ON A MOTOR VEHICLE AND THE HAND SIGNALS SHOWN BY THE DRIVER OF A VEHICLE | 39 |
| 11. | APPENDIX (H) HAND SIGNALS BY A REGULATING TRAFFIC POLICE OR AN AUTHORIZED PERSON | 47 |
| 12. | APPENDIX (I) TRAFFIC SIGNAL LIGHTS | 50 |

Government of the Union of Myanmar

Ministry of Transport and Communications

Department of Road Transport Administration (Head Office)

No 36, Maha Bandoola Garden Street, Yangon

Letter No. Ka-Ah-301/89

Dated 5th December 1989

**Subject : Instructions relating to " Road Signs , Road Markings and Signals " , Chapter 10 ,
The Motor Vehicles rules, 1989**

The Ministry of Rail Transportation, Government of the Union of Myanmar, in exercise of the rights conferred under section 33 of the Motor Vehicles Law 1964, prescribed the Motor Vehicles rule, 1989 by the Notification No. 1/89 on 19th, November 1989. For the purpose of observing the provisions under " Road Signs, Road Markings and Signals", chapter 10. The Motor Vehicles Rules, 1989, the Department of Road Transport Administration in pursuant of section 214 (b), chapter 11 of the said rules hereby issued the following instructions as attached.

By order.

(Khin Maung Than)

Director General

Department of Road Transport Administration

Ministry of Transport and Communications

Chapter I**Road Signs**1. **Road Signs are classified as follows: -**

- (a) Danger Warning Signs;
- (b) Prohibitory and Restrictive Signs;
- (c) Mandatory Signs;
- (d) Direction Signs.

2. **Danger Warning Signs: These shall: -**

- (a) be shown by square sign boards with one diagonal verticle and painted with related symbol indicating as a warning to the road users on the nature of danger ahead;
- (b) be indicated with a painted black symbol on the yellow background of the sign board having the border of a black rim;
- (c) be shown on a right angled square with a diagonal verticle having the overall length of its all sides not less than 61 centimetre (2 feet) ;
- (d) be placed before reaching the danger point at a distance of within 50 metre and 100 metre (165 feet and 330 feet) inside the town limits and of within 150 metre and 250 metre (495 feet and 825 feet) outside the town limits. Being driving with high speed is allowed outside the town limits such related warning sign boards shall be placed twice before reaching the danger point. In such placement the second sign board shall be at a distance of 100 metre (300 feet) from the danger point. The distance to the danger point may be indicated by a black figure under the symbol on the sign board or on a separate square plate will a yellow background under such sign board ; and
- (e) A detailed explanation is made in Appendix (A) .

3. **Prohibitory and Restrictive Signs: These shall: -**

- (a) be shown by the circular sign boards painted with related symbols for prohibitions and restrictions such as no entry, no turns, no stop and no parking to enforce the road users;
- (b) be painted on a sign board with a white background having a red border and the black symbol; There shall be an oblique bar slopes downwards from the left upper side to

right lower side on a prohibitory sign board. The width of the border rim and the slope bar shall be the same. In the specific prohibitions and restrictions such as: -

- (1) No parking;
- (2) No standing/ no parking;
- (3) Give way to oncoming traffic; and
- (4) Stop

The description, colour and size of the respective signs are as follows: -

Sign board for "No parking" and "No standing/ No parking" are circular in shape with a blue background having red border rim and red diagonal/ crossed lines across the surface. The width of the border lines or rims and the diagonal/crossed lines should be similar. The circle shall be with a diameter which is not less than 61 centimetre (2 feet). " Give way to on coming traffic" sign board shall be a triangle with three equal side having one side horizontal and opposite vertex below it and the border lines are to be painted red and the letter "Give way" to be painted in black in the triangle with a white background. The length of the sides shall not be less than 61 centimetre (2 feet). "Stop" sign board is in octagonal shape with a red background having the word " Stop " and the border lines painted in white. It shall be an octagon with a length of not less than 61 centimetre (2 feet) each on every side ;

- (c) be the circular shapes with a diameter of not less than 61 cm (2 feet).
- (d) indicate at the points where the observance is to begin. On the carriageways where high speed driving is permitted, related sign boards may be started to place at the points (within a reasonable distance) before reaching the points of prohibition / restrictions enabling the driver of a vehicle in advance warning. The distance to the point of related prohibition/ restriction shall be mentioned with black figures on a sperate square plate having a white background with red borders below each such sign board; and
- (e) A detailed explanation is made in Appedix (B)

4. **Mandatory Signs:** These shall: -

- (a) be shown by a circular sign board painted with related symbol the rules intended to be followed by the road users in compulsory;
- (b) be painted with white symbol or words on a blue background;

- (c) be the circular shapes with a diameter of not less than 61 centimetre (2 feet). If used in conjunction with lights the diameter shall not be less than 30 centimetre (1 foot)
- (d) indicate at the points where the observance is to begin. On the carriageways where high speed driving is permitted, related sign boards may be started to place at the points (within a reasonable distance) before reaching the point to begin to observe the mandatory signs. The distance to point of mandatory sign shall be mentioned in white figures on a separate square plate with a blue background below each such sign board; and
- (e) A detailed explanation is made in Appendix (c).

5. Road Direction Signs: These shall: -

- (a) be shown as appropriate to indicate the intended direction by means of any square, rectangular, arrowhead or circular shaped sign boards to facilitate the movements of road users. The directions included the distance leading to the places where roads exist, places of importance, names of towns / villages, and other particulars brought to the notice of the drivers of motor Vehicles;
- (b) differentiate the sign boards by colours as follows:-
 - (1) Sign boards showing distances to places where roads exist and sign boards showing various places and sign boards bearing Town / Village names shall have the intended directions painted in black on the sign boards with a white background having a black border or rim;
 - (2) Other directions apart from the foregoing shall be indicated with a white colour on a background of blue. If a black symbol is intended on a blue background the painting or the writing shall be done on a white triangle or a white square ones;
- (c) be shown either by a square measuring at least 91 centimetre (3 feet) of its perimeter or by a vertically or a longitudinally placed rectangular having a length of 1.22 metre (4 feet) and a breadth of 91 centimeter (3 feet) or by an arrowhead having a length of 91 centimeter (3 feet) and breadth of 31 centimeter (1 foot);

- (d) in the case of the post for a bus stand the bus-car line number be painted in black on a circular sign board with a yellow background having a diameter not less than 15 centimeter (6 feet) ;
- (e) be placed at least with in 50 metre (165 feet) in the case of inside the town limits and 150 metre (495 feet) in the case of outside the town limits before reaching the related intersections, junctions or the related places where the direction is to change and the places indispensable to road users such as petrol pumps, motor vehicle to work shops, Telephone kiosks, restaurants, lodgings; clinics, pedestrian crossings and town and Villages. Sign boards indicating the place where motor vehicles are allowed to park within a limited period and indicating the bus stop shall be placed only at the related sites. If the arrowhead sign boards are used the distance up to the place it is directed may be mentioned if the sign boards and the place it directs are too far apart, additional sign boards may use, if required; and
- (f) A detailed explanation is made in Appendix (d).

6. Direction Sign boards: There Shall: -

- (a) be shown normally on the right hand side of a road enabling the drivers of the Vehicles to see easily and distinctly. In the case of the overhead signboards, there shall be placed out of the reach of the roof a vehicle. The important directions shall be shown in conjunction with lights or by using reflexed reflectors or by using luminous paints to be capable of a distinct vision in the faint lights;
- (b) have to be shown either on both sides of the two - way traffic roads as well as only on one side in accordance with the direction used. In the case of the sign boards to be shown on both sides of a road such direction is applicable to the place in between two such sign boards only;
- (c) if a sign board indicating the end of a direction is to be shown, the end symbol shall be a circle with a diagonal bar slopes down from right to left. The width of the bar shall not be less than 12 centimetre (4 3/4 inches) If the background colour of the sign board is white, the end symbol shall be used in red colour and if the back ground colour is blue, the end symbol shall be black in colour and if the background

colour is blue, the end symbol shall be used in red colour. It shall only be used to control the high speed driving. Sign boards on and symbols are shown in appendix(e).

(d) if to be shown by using posts, the colour of the posts shall be as follows:-

- (1) for danger warnings, yellow and black stripes with a space of 31 centimeter (1 foot) in between;
- (2) for prohibitions and restrictions including special prohibitions and restrictions, white and red stripes with a space of 31 centimetre, (1 foot) in between;
- (3) for mandatory signs, blue and white stripes with a space of 31 centimetre (1 foot) in between;
- (4) for directions: White tops and black bottoms in equal halves;

(e) not be the sign boards standing with a height of lower than 1.83 metre. (6 feet) from the ground level;

(f) be in pursuant of sub - rule (b) rule 134, chapter VII: of these rules, if intended to be used.

If it is required to explain the meaning of the direction by symbol more clearly it may also be indicated in writing on a separate square plate below the sign board of such symbol.

8. Sign boards used for the roads on which a work is in progress .
9. It is the responsibility of the organizations concerned to warn the road users by sign boards regarding the work in progress on a road. The road users shall also abide by these directions on such sign boards.

Chapter II

Road Markings

9. When the local authority considers it necessary to determine road markings for the purpose of the roads by the motor traffic and the road users, such authority shall undertake in co-ordination with the central registry and the organization responsible for the construction and maintenance for the construction and maintenance of the roads.

10. Road markings include the followings:-

- (a) White longitudinal lines in the centre of the road or markings placed on the road surface and markings affixed to road surface;
- (b) White longitudinal lines or markings placed on and affixed to the road demarcating the traffic lanes;
- (c) Arrowhead markings giving directions on the road;
- (d) White transverse lines or markings placed on and affixed to the road;
- (e) Yellow line markings for pedestrians;
- (f) Yellow island markings on the road;
- (g) Broken yellow line markings for the bus-stand;
- (h) Road side kerbs;
- (i) White / red stripe road side posts; and
- (j) Other markings permitted by the Ministry of Rail Transportation

11. Markings used on the road shall be made with the materials capable of not slipping the wheels of a vehicle and shall not be raised more than 6 millimetre (1/4 inches) above the road level. If the markings are used by placing on the road, it shall not be raised more than 1.5 centimetre (5/8 inches). Reflected reflectors may also be used.

12. The details of the road markings and the explanations are made in Appendix (f).

Chapter III

Signals

13. A driver of the motor vehicle, a motor cyclist, a person driving, riding, pushing or drawing a slow moving vehicle and the cyclists shall when moving on the road give an advance warning as prescribed to enable a prior notice by the road users by means of hand or signals lights affixed to the vehicle to indicate his intended direction. Such signals are explained in detail in Appendix (g).

14. The road users shall follow the signals made by the traffic police or an authorised person controlling the smooth flow of traffic by means of hand or together with a sound of whistle or a signal device or any other suitable way. Diagrams of the hand signals by the person controlling is explained in Appendix (f).

15. The road users shall follow, if the traffic light signals are fixed, in accordance with the signals. Diagrams of the traffic light signals are explained in Appendix (h) and (h-1).

Danger Warning Signs



Diagram 1
left bend ahead



Diagram 2
Right bend ahead



Diagram 3
left double bend ahead



Diagram 4
Right double bend ahead



Diagram 5
Dangerous descent ahead



Diagram 6
Steep ascent ahead



Diagram 7
Narrow road ahead



Diagram 8
Road narrower on left side ahead

Appendix " A " contd



Diagram 9
Road narrower on right side ahead




Diagram 10
Uneven road ahead (undulating surface)



Diagram 11
Elevation or ridge ahead



Diagram 12
Road in a depression ahead
(water overflowing)



Diagram 13
Slippery road ahead



Diagram 14
Landslide or Erosion occurs usually



Diagram 15
Pedestrian crossing ahead



Diagram 16
School ahead

* Colour : All Danger Warning Signs are black borders, yellow back grounds and black symbols.*



Diagram 17
Road works ahead



Diagram 18
Traffic lights ahead



Diagram 19
Airfield ahead



Diagram 20
One way road ahead



Diagram 21
Two ways road ahead



Diagram 22
Uniform intersection ahead



Diagram 23
Left junction road ahead



Diagram 24
Right junction road ahead

* Colour : All Danger Warning Signs are black borders , yellow back grounds and black symbols. *



Diagram 25
" T " junction ahead



Diagram 26
Left branch road ahead



Diagram 27
Right branch road ahead



Diagram 28
" Y " junction ahead



Diagram 29
Left and right junction roads are close ahead



Diagram 30
Right and left junction roads are close ahead



Diagram 31
Lower traffic lanes meet,
Priority road ahead



Diagram 32
To stop ahead

* Colour : All Danger Warning Signs are black borders, yellow back grounds and black symbols. *



Diagram 33
Roundabout ahead



Diagram 34
Level crossing with gate ahead



Diagram 35
Level Crossing without gate ahead



Diagram 36
Danger ahead

** Colour: All Danger Warning Signs are black borders, yellow back grounds and black symbols. **

Other Danger warning signs not included from Diagram 1 to 35 shall be described precisely on a separate square plate below any of the signboards with symbols aforementioned.

Prohibitory and Restrictive Signs



Diagram 37
No entry of motor cars



Diagram 38
No entry of motor cycles



Diagram 39
No entry of cycles



Diagram 40
No entry of goods vehicles exceeding 3 tons



Diagram 41
No entry of vehicles drawing a trailer



Diagram 42
No entry of animal-drawn vehicles



Diagram 43
No entry of push carts / hand-drawn carts



Diagram 44
No entry of tractors
(ploughing machines)

* Colour : All Prohibitory & Restrictive Signs are red borders , red diagonals , white backgrounds and black symbols. *

Appendix " B " contd



Diagram 45
No entry of motor vehicles



Diagram 46
No left turn



Diagram 47
No right turn



Diagram 48
No Hair pin turns (bends)



Diagram 49
Use of horns prohibited



Diagram 50
Overtaking prohibited



Diagram 51
Speed limit
(exceeding prohibited)



Diagram 52
No entry of vehicles exceeding () tons
of laden weight

*Colour : All Prohibitory & Restrictive Signs are red borders , red diagonals, white backgrounds and black symbols. *



Diagram 53
No entry of vehicles having a length exceeding () metres



Diagram 54
No entry of vehicles having a width exceeding () metres



Diagram 55
No entry of vehicles having a height exceeding () metres



Diagram 56
No entry of slow moving vehicles or goods vehicles (to be written in words in the circle)

* Colour : All Prohibitory & Restrictive Signs are red borders , red diagonals, white back grounds and black symbols. *



Diagram 57

No entry of any vehicle

(If the words " no entry " is to be written in the white rectangle in the red circle, the black colour shall be used.)

Special prohibitory and restrictive signs

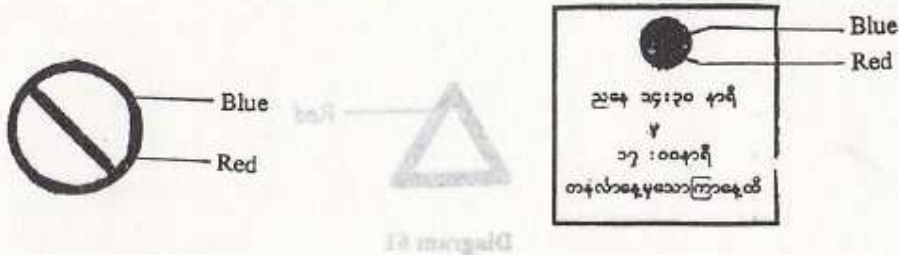


Diagram 58

Diagram 59

Parking prohibited (limited Halting)

Parking prohibited with restriction

The signboard in diagram 58 shall be used only at the places where the parking of vehicles is prohibited except the vehicles which are allowed to halt (temporarily) for taking on and off passengers and goods. Such signboard shall be placed at the starting point and end point of a road where parking is prohibited and there shall be the words " start" and " end" on such signboards. If the restrictions for no parking is intended to be made by hours or by days a circular sign as in diagram 58 shall be made in a white square as shown in diagram 59 and below the circle in the white square the restrictions in black figures / words shall be written. At the places for no parkings with restrictions such signboard shall be placed at the starting point and end point and the words "start" and "end" shall be written on the signboards.



Diagram 60

Parking and standing prohibited

(no halting, no parking and no stop)

The signboard in diagram 60 shall be used only at the places where parking, halting and stopping of vehicles are absolutely prohibited. At the starting point and end point of the road where

parking and halting are prohibited (no halting, no parking and no stopping) signboards shall be shown and the words "Start" and "End" shall be written on the signboards.




Diagram 61

To give priority to traffic laws which will be met ahead

At the intersections and junctions where there is no person responsible to control by traffic signal lights and priority is required to be given to the vehicles on the traffic laws which will be met ahead, the signboard in diagram 61 is to be used. To enable the driver of a vehicle to know in advance the existence of this signboard it shall be shown in accordance with the provisions under clause 2 . After reaching the place of this signboard driving shall be proceeded where the traffic is clear. If there is a traffic shall stop at the signboard , giving priority to the traffic and driving continued only when the traffic is clear.

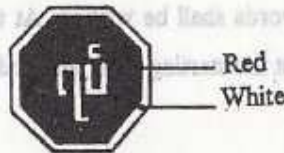


Diagram 62

To stop

At the intersections and junctions where there is no person responsible to control by traffic signal lights and the vehicles are required to stop and continue only after the traffic is clear the signboard in diagram 62 is to be used. To enable the driver of a vehicle to know in advance the existence of this signboard it shall be shown in accordance with the provisions under clause 2. There shall be a stop made at the signboard whether there is any traffic or not and driving shall continue only when the traffic is clear.

Mandatory Signs



Diagram 63
Turn left



Diagram 64
Turn right



Diagram 65
Go straight ahead



Diagram 66
Go straight ahead or turn left



Diagram 67
Go straight ahead or turn right



Diagram 68
Follow the direction of arrow



Diagram 69
Drive clockwise at the roundabout



Diagram 70
Compulsory minimum speed

* Colour : All Mandatory Signs are blue back ground and white symbols. *

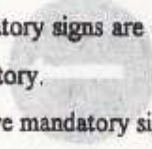
Note: Explanations for mandatory signs are continued hereunder.

Explanations on Mandatory signs

Forewords: As the prohibitory and the restrictive signs are signs discouraging a driver of the vehicle from doing something, the mandatory signs are the signs for a driver of the vehicle intended to follow in compulsory. Mandatory signs are only in blue circular shapes. The signs with other shapes are not applicable as a mandatory.

The meanings of the respective mandatory signs described hereinbefore are as follows:-

Diagram 63. Turn left



If intended for turning only to the left at the road intersections or T junctions, this sign shall be shown.

Diagram 64. Turn right




If intended for turning only to the right at the road intersections or T junctions this sign shall be used.

Diagram 65. Go straight ahead



Whether there is at an intersection or there are side roads or branch roads either on left or right hand side of any road and intended only for going straight ahead this sign shall be shown at the intersection side road and branch road.

Diagram 66. Go straight ahead or turn left



At the intersection and road junction where there are more than four roads, where the road straight ahead and the road on the left are the only roads intended for the use this sign shall be shown at the road junction.

Note: Explanations for mandatory signs are contained hereunder.

Diagram 67. Go straight ahead or turn right

At the intersection and road junction where there are more than four roads, where the road straight ahead and the road on the right are the only roads intended for use this sign shall be shown at the road junction.

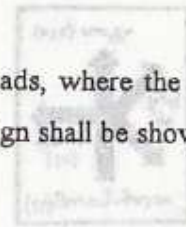
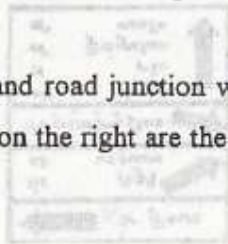


Diagram 68. Follow the direction of arrow

Where there is an island or any obstructions on the road and the direction intended is only on the right hand side of such islands / obstructions, such signs shall be shown on such islands / obstructions. The driver of the vehicle shall follow the direction of the arrow on the sign.

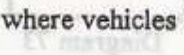
Diagram 69. Drive clockwise at the roundabout

Driving shall be made clockwise at the roundabout. The signs shall be placed at the sides of the road where it meets the roundabout.



Diagram 70. Compulsory minimum speed

This sign shall be placed at the point where vehicles are not to be driven at a speed lower than that prescribed on the main roads.



Explanation on Directions and Signs



Diagram 71



Diagram 72

Signboards directing distances to other towns leading from a junction town

Diagram 71- Signboard directing distances to Mandalay, Thazi, Kyaukpadaung and Myingyan leading from Meiktila , a junction as an example.

Diagram 72- Signboard directing other towns and distances on the route of the towns in diagram 71.

Note: Diagram 71 or 72 may be used as appropriate.

The sign board shall be shown at the entrances to the towns concerned.

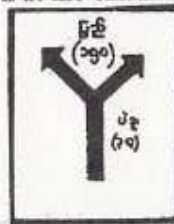


Diagram 73

Signboard indicating the distances from the town's branch road.

Example: When travelling northwards from Yangon at Htaukkyant junction left branch is to Pyay 158 miles and right branch to Bago 34 miles. This signboard is to be shown before reaching Htaukkyant junction.

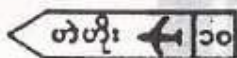


Diagram 74

Signboard directing any place.

Signboard in diagram 74 shall be shown at a branch road to direct any place such as a town, village, station, airfield and pagoda, etc.. The distance may also be shown. The signboard above is a signboard (example) directing Heho airfield at 10 miles distance.



Diagram 75 Signboard showing name of town, village

Signboard in diagram 75 shall be shown at the entrance to the town, but for the villages at any appropriate place.



Diagram 76

White
Red
Blue



Diagram 77

Red
White
Blue



Diagram 78



Diagram 76



Diagram 77



Diagram 78

Signboards directing one way road

* Colour : Diagram 76, 77 & 78 are blue background and white arrows. *

Diagram 76 shows one way road straight ahead.

Diagram 77 shows one way road to the left.

Diagram 78 shows one way road to the right.




Diagram 79



Diagram 80



Diagram 81

Signboards indicating no through roads

Diagram 79 indicates there is no through road ahead.

Diagram 80 indicates there is no through road on the left turn.

Diagram 81 indicates there is no through road on the right turn.



Diagram 82

Signboard indicating pedestrian crossing

Signboard has a white triangle with a black walking person drawn inside.



Diagram 83

Signboard allowing parking for a limited period

When a parking metre is used in allowing parking for a period limited the word "Metre" and if the ticket is used the word " Ticket " is to be written in white letters at the bottom of the signboard.

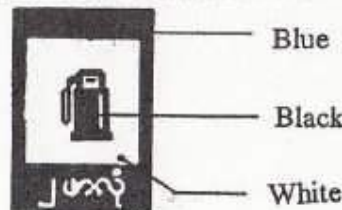


Diagram 84

Signboard indicating facilities for road users.

Facilities for the road users such as petrol pumps, motor vehicles work shop, telephone kiosks, restaurants, shops, clinics shall be drawn with a black symbol on a white square. Symbol of a clinic shall only

wn in red .If the distance is to be indicates it shall be shown with white numerals on the blue round below the white square.The signboard mentioned above is a signboard (example) indicating ol pump at two furlongs distance.

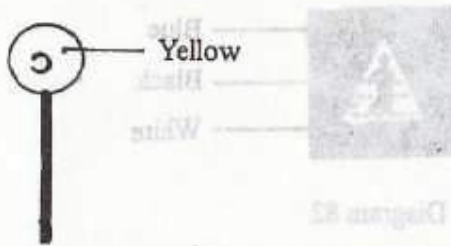


Diagram 85

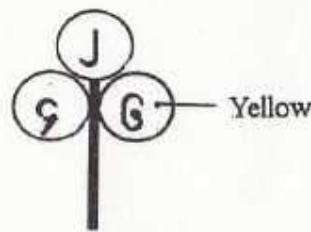


Diagram 86

Signboards for the bus stands

e is only one bus line running diagram 85 and if there are more than one bus line running at the diagram 86 is to be shown.



Diagram 87



Diagram 88

Signboards for end symbols

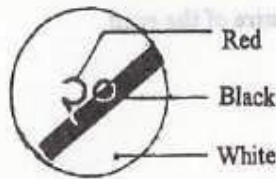


Diagram 87

End of compulsory 30 miles maximum speed area

Signboard in diagram 87 indicates the end point of the area where the compulsory maximum speed is 30 miles. Although the speed limit is allowed more than 30 miles starting from that place, the maximum is limited to 50 miles.




Diagram 88

End of compulsory 30 miles minimum speed area

Signboard in diagram 88 indicates the end point of the area where the compulsory minimum speed is 30 miles. If there is a signboard indicating the speed has to start slowing down from that point, the maximum speed is limited to 30 miles.



Diagram 89. Centre line

(a) The width of the centre line shall be at least 12 centimetres (6 inches) and it shall be drawn continuously.

Road Markings

1. White longitudinal markings in the centre of the road

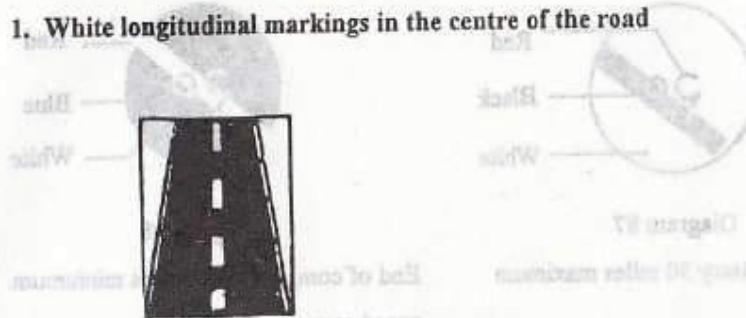


Diagram 89 Central broken line

- (a) The width of a central broken line shall be at least 15 centimetres (6 inches);
- (b) The length of a broken line shall be at least 2 metres (6 feet 6 inches). The intervening space between one broken line and another shall normally be the same as the length. However it may be longer if necessary;
- (c) In a two way road the broken line may be crossed over to make a turn. A (" Hair Pin " turn) "U" turn may also be made. In one way road the traffic lane may be changed by crossing over the broken line;
- (d) A vehicle ahead may be over taken by crossing the broken line, if it is safe;
- (e) The broken lines may not be straddled while driving;
- (f) No walking, standing or cycling shall be done on broken line.




Diagram 90. Centre line

- (a) The width of the centre line shall be at least 15 centimetres (6 inches) and it shall be drawn continuously.

- (b) No turning by crossing, no (" Hair Pin" turn) "U" turn and no change of traffic lane shall be done across this line.
- (c) No over taking the vehicle ahead by crossing this line shall be done.
- (d) No driving straddling on this line shall be done.
- (e) No walking, standing or cycling shall be done on this line.




Diagram 91. Central double lines

- (a) The width of each central line shall at least be 10 centimetres (4 inches) and the intervening distance between the two parallel lines shall be of from 10 centimetres (4 inches) to 18 centimetres (7 inches).
- (b) The parallel lines shall be used at the places liable to be in danger such as the road bends, twisting roads, wide bridges and at the hill tops hidden from view.
- (c) Parallel lines shall not be crossed over at all. Hair Pin turns, and straddle driving are prohibited.
- (d) No over taking at all of the vehicle ahead shall be done at the parallel lines.
- (e) No standing or parking shall be done at the parallel lines.
- (f) No walking , standing or cycling shall be done on the parallel lines.



Diagram 92
Two way road




Diagram 93
One way road

The central parallel lines are drawn in a continuous line and in broken lines: -

- (a) The width of the continuous line and the broken lines may be at least 10 centimetres (4 inches) and the intervening distance between two parallel lines may be from 10 centimetres (4 inches) to 18 centimetres (7 inches);
- (b) The length of a broken line shall be at least 2 metres (6 feet 6 inches). The intervening distance between one broken line and another shall normally be the same as the length. However it may be longer if necessary;
- (c) A vehicle moving from the side of the traffic lane where there is a broken line may cross the central parallel line to turn if it is safe from the oncoming traffic. However, there shall be no (" Hair Pin " turn) "U" turn;
- (d) A vehicle moving from the side of the traffic lane where there is a broken line shall not overtake the vehicle it is following by crossing the central parallel lines; nor are the lines to be straddled;
- (e) A vehicle moving from the side of the traffic lane where there is a continuous line shall not cross over that line at all;
- (f) No walking, standing or cycling shall be done on the two parallel lines.

Markings in longitudinal white line demarcating the traffic lane.



Diagram 94. One way road

- (a) Traffic lanes are demarcated by continuous lines and broken lines so that vehicles may move one after another conveniently and safely along the route;
- (b) The width of the lines shall be narrower than the width of the centre line and shall be at least 10 centimetres (4 inches);
- (c) Traffic lanes shall be demarcated by a continuous lines from at least 30 metres (100 feet) before reaching a stop line which is drawn in transverse at the intersection;
- (d) Where the traffic lanes are demarcated by broken lines, vehicles may change from one traffic lane to another. When traffic lanes are being changed it shall be done by changing one lane after another appropriately. It shall not impede the vehicle following. The traffic lanes shall not be changed at all on the continuous lines before reaching the intersection;
- (e) Vehicles moving ahead may be overtaken at the broken lines, but not at the lines which are continuous.

Note: Traffic lanes demarcated by yellow lines are for buses only.




Diagram 95. Two way road

- (a) As contained in explanation (a) for one way road;
- (b) As contained in explanation (b) for one way road;
- (c) As contained in explanation (c) for one way road;

- (d) Driving shall normally be made on the right side of the traffic lane. If a left turning is intended, it shall be made only after crossing into the left traffic lane at the broken lines;
- (e) Vehicles moving ahead may be overtaken only at the broken lines;
- (f) (" Hair Pin " turns) "U" turns may be made at places where there are centre is broken lanes.

Arrow head markings directing on the road



Diagram 96



Diagram 97



Diagram 98

White arrowheads

- (a) Arrowheads directing the traffic lane before reaching the intersection;
- (b) The length of an arrowhead shall be at least 2 metres (6 feet 6 inches). The intervening distance between arrowhead at the front and the arrowhead following shall be at least 30 metres (100 feet).

Note: Yellow arrowheads are for the buses only.

White marking for transverse stop lines

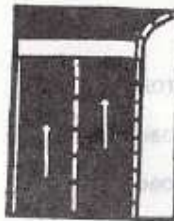


Diagram 99
White stop lines



Diagram 100
" Stop " word repeated after stop line

- (a) Stop lines are indicated in diagrams 99 and 100. A vehicle shall stop only behind such lines. Such lines shall be drawn at the place where the movement of vehicles and pedestrians on the left and right side of the driver of a stopped vehicle is clearly visible.
- (b) The width of a stop line may be from 15 centimetres (6 inches) to 46 centimetres (18 inches).
- (c) To indicate a stop line on the road, the word " STOP" may also be drawn in a white . Such word shall not be smaller than 2 metres (6 feet 6 inches) from top to bottom. The distance between the stop line and the top of the word shall at least be 3 metres (10 feet).

Yellow line markings for pedestrians

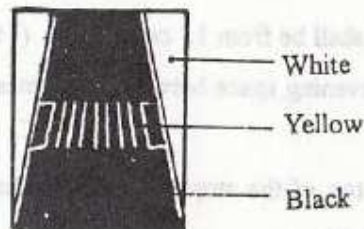


Diagram 101 Yellow zebra pedestrian crossing

- (a) Places where pedestrians may cross the road safely shall be determined by yellow zebra crossings which shall be used at the places where pedestrian movement and vehicular traffic are heavy.
- (b) The breadth of a zebra crossing shall be at least 3 metres (10 feet). If required, it may be extended up to 4 metres (13 feet).
- (c) The intervening space between the lines is normally the same as the width of a line. However, it shall not be more than double the said width. The width of the line shall be from 30 centimetres (1 foot) up to 46 centimeters (1 foot 6 inches).
- (d) If the existence of a zebra crossing is to be warned by a traffic signal light, it shall be placed at a distance of 5 metres (16 feet 6 inches) from the zebra crossing. Otherwise a danger warning sign indicating " Pedestrian crossing ahead " shall be placed at a distance of 50 metres(165 feet).

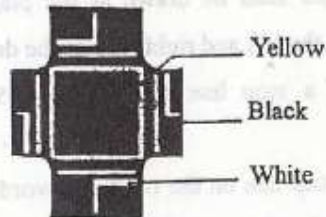


Diagram 102 Yellow line pedestrian crossing

- (a) Two yellow lines shall be drawn in front of the stop line for pedestrian crossing at the intersection regulated by the traffic signal lights or by a person responsible for traffic control.
- (b) The width of a yellow line shall be from 15 centimetres (6 inches) to 46 centimetres (1-foot 6 inches). The intervening space between two lines shall be at least 2 metres (6 feet 6 inches).
- (c) The distance between the top of the stop line and the nearest yellow line shall be at least about 1.5 metres (5 feet).

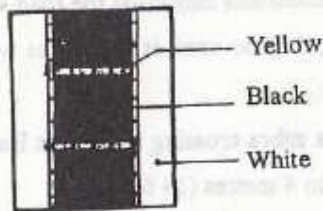


Diagram 103 Yellow broken line pedestrian crossing

- (a) Yellow broken line pedestrian crossings shall be used at places where there is heavy traffic such as in front of the school, in front of a hospital and near the bus stand, etc.
- (b) The width of the pedestrian crossing between two yellow broken lines shall be from 3 metres (10 feet) to 4 metre (13 feet).
- (c) The length of each yellow broken line shall be at least be 61 centimetres (2 feet) and the width shall be at least be 30 centimetres (1foot). The distance between the two lines shall be the same as the length of the line .

- (d) There shall be a danger warning signs such as " Pedestrian crossing ahead" or " School ahead" at a distance of at least 50 metres (165 feet) before reaching the yellow broken line pedestrian crossing.

Conditions to be observed by drivers of vehicles at the yellow pedestrian crossings under Diagram 101, 102 and 103

- (a) Before reaching the zebra pedestrian crossing or yellow broken lines a cautious approach shall be made by slowing down the speed from a distance of at least 50 metres (165 feet). Where there are pedestrians crossing the road, the vehicle shall stop at a distance of at least 5 metres (16 feet 6 inches) from the zebra crossing or the yellow broken line and shall continue only after the pedestrians have cleared.
- (b) Vehicles shall not stop at all on the zebra pedestrian crossings or yellow broken lines for any reasons. If a vehicle is broken down and stop on such lines, it shall be moved immediately to the side of the road to be clear of such lines;
- (c) A vehicle stopping at the zebra pedestrian crossing or at the yellow broken lines shall not be overtaken. Nor shall a moving vehicle ahead be overtaken;
- (d) If there is a traffic police or an authorized person regulating the traffic at the zebra pedestrian crossing or the yellow broken line, his direction shall be followed;
- (e) At the intersection a vehicle shall only stop behind the stop line. A vehicle shall not stop on the yellow pedestrian crossing;
- (f) If a turn to be made at the intersection, special care shall be taken of persons crossing the place where the turn is to be made

Yellow island markings on the road




Diagram 104

Longitudinal Island



Diagram 105

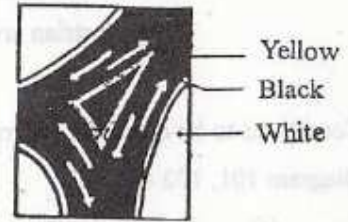


Diagram 106

Branch road Islands

Branch road Islands

- (a) Island markings on the road not to be crossed over by the vehicles shall be drawn and demarcated by yellow lines;
- (b) The yellow line drawn around the island shall have the width of at least 30 centimetres (1 foot). Yellow zebra lines may be drawn within the island;
- (c) Vehicles shall not stop on or cross over the islands;
- (d) A person crossing a road with an island may stop for a while on the island and continue crossing only when the traffic is clear. No walking, running or cycling within the island shall be done.

Yellow broken line markings at the bus stops

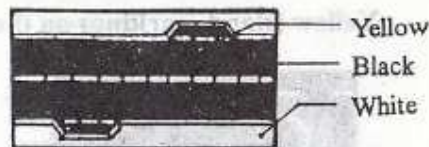


Diagram 107

Specified bus stops branching out from the traffic lane at the side of the road




Diagram 108

Specified bus stops within the traffic lane at the side of the road

- (a) Bus stops for taking on and off the passengers at the road where the traffic is heavy within the city limits shall be specified by yellow broken lines at the side of the road;
- (b) The length of a broken line shall be at least 61 centimetres (2feet) and the width shall be at least 15 centimetres (6 inches). The intervening distance between one broken line and another shall be the same as the length of a broken line;
- (c) The area of a bus stop shall be sufficient to enable a big bus to stop at;
- (d) The bus stops on either side of a road shall not be placed opposite to each other.

The diagonal distance between one bus stop and an other shall be at least sufficient for two big buses and when the buses stop at such places their rear ends shall only be in diagonal position to one another.

Road side kerb markings

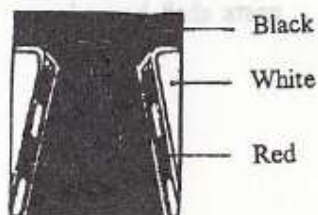


Diagram 109

White / red road side kerbs

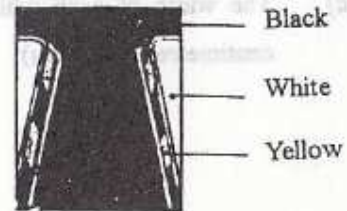


Diagram 110

Yellow / black road side kerbs

- (a) Vehicles shall not stand or park along the road where there are the road side kerbs as shown in diagram 109. Such markings are to be used in places such as roundabouts, branch islands, dangerous road bends and intersections;

Appendix " F " contd

- (b) Although vehicles may stop temporarily along the road where there are road side kerbs under diagram 110, it may not park at all. Such markings are to be used at places where blockage of road is possible such as at the market, school, hospital and offices where coming and going of people are frequent.
- (c) The length of each type of coloured kerb block is at least 46 centimetres (1 feet 6 inches) and the whole block shall be painted completely with the respective colour.

White / red zebra road side posts

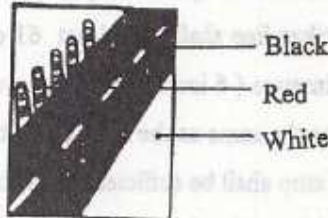


Diagram 111

- (a) The posts under diagram 111 shall be erected at the places such as road sides where there are steep banks and at road curves and bends that may cause danger:
- (b) Along the road sides where there are such posts, no vehicle shall halt or park overtake one another . Driving shall be made with caution by slowing down the speed when such posts are seen.
- (c) The width of each white / red band around such posts shall be at least 15 centimetres (6 inches).



Diagram 110



Diagram 109

Lights installer on a motor vehicle and the hand signals shown by the driver of a vehicle



Diagram 112

Left hand steering



Diagram 113

Right hand steering

Diagrams 112 and 113 are the signals to turn right or to change into right traffic lane or to approach the right side. Light and hand signals seen from the rear side of a vehicle.



Diagram 114

Left hand steering



Diagram 115

Right hand steering

Diagrams 114 and 115 are the signals to turn left or to change into left traffic lane or to approach the left side. Light and hand signals seen from the rear side of a vehicle.

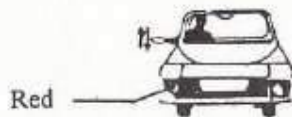


Diagram 116

Left hand steering



Diagram 117

Right hand steering

Diagrams 116 and 117 are the signals indicating slowing down of the speed. Signals by red lights and hand seen from the rear side of a vehicle.



Diagram 118
Left hand steering



Diagram 119
Right hand steering

Diagrams 118 and 119 are the signals indicating that it is stopping. Signals by red light and hand seen from the rear side of a vehicle.

- Note: (1) If the signal lights and brake lights are in perfect condition, giving signals by hand may not be necessary.
- (2) When approaching a pedestrian crossing by slowing down the speed, hand signal is also required to be made.



Diagram 120
Left hand steering



Diagram 121
Right hand steering

Diagrams 120 and 121 are the signals giving a pass to over take. Signals by right rear light and by hand seen from the rear side of a vehicle.



Diagram 122
Left hand steering



Diagram 123
Right hand steering

Diagrams 122 and 123 are the signals indicating to drive straight ahead. Hand signals seen from the front side of a vehicle.

Hand signals for slow moving vehicles.

(a) Signal to turn right



Diagram 124
Pony Cart



Diagram 125



Diagram 126
Push Cart



Diagram 127
Hand drawn Cart

(b) Signal to turn left



Diagram 128
Pony Cart



Diagram 129
Tri-shaw

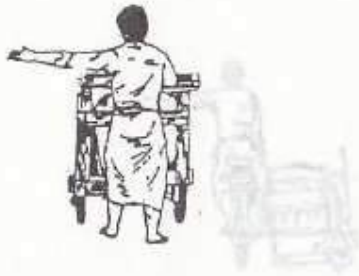


Diagram 130
Push Cart



Diagram 131
Hand drawn Cart

(c) Signal indicating it is stopping



Diagram 132
Pony Cart



Diagram 133
Tri-shaw



Diagram 134
Push Cart



Diagram 135
Hand drawn Cart

(d) Signal giving a pass to over take



Diagram 136
Pony Cart



Diagram 137
Tri-shaw



Diagram 138
Push Cart



Diagram 139
Hand drawn Cart

(e) Signal indicating to drive straight ahead



Diagram 140
Pony Cart



Diagram 141
Tri-shaw

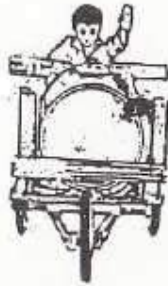


Diagram 142
Push Cart



Diagram 143
Hand drawn Cart

Hand Signals by Cyclists.



Diagram 144
Signal to turn right



Diagram 145
Signal to turn left

Appendix " G " contd



Diagram 146
Signal indicating slowing down of speed



Diagram 147
Signal indicating that it is stopping



Diagram 148
Signal giving a pass to over take



Diagram 149
Signal indicating to drive straight ahead

Hand signals by a regulating traffic police or an authorized person



Diagram 150

- (a) All vehicles at the front, at the back, at the left and right are to stop. The person giving the signal is to face one direction of a road and stretch out both hands to either side with open palms shown on both left and right sides raising (30)degrees above the shoulder levels.



Diagram 151

- (b) Out of all stopped vehicles at the front, at the back, at the left and right, allowing the vehicles on the right to proceed. Turning the right palm inwards and drawn up to the front of and away from the face of the person giving signals by moving the hand from the elbow in and out from the signalling position under diagram 150.



Diagram 152

- (c) Out of all stopped vehicles at the front, at the back, at the left and right, allowing the vehicles on the left to proceed. Turning the left palm inwards and drawn up to the back of and away from the head of the person giving signals by moving the hand from the elbow in and out from the signalling position under diagram 150.



Diagram 153



Diagram 153

- (d) Vehicles at the front and at the back are to stop; but the vehicles on the left and right are to proceed: The person giving the signal shall face one road out of the two roads on which there is traffic which he wants to stop and stretch out either his left or right hand sideways in the same level with his shoulder and bend the remaining hand sideways at 90 degrees to the shoulder level with open palms facing towards the front.



Diagram 154

- (a) Vehicles to stop for allowing pedestrians to cross: The person regulating traffic shall stand with his back to the pedestrian crossing and signal as under diagrams 153 or 154 to stop the vehicles at the front and back;
- (b) Signalling with torch lights during poor light: The person regulating traffic shall hold a red light in one hand and a yellow light in the other and shall signal to a vehicle to proceed with yellow light and to stop with the red light;
- (c) Giving signals in conjunction with a whistle: The person regulating traffic may, so that road areas may give attention to the signals use the round of a whistle in conjunction with the signals.

Traffic Signal Lights

1. Where the traffic light signals are applied, they shall be used according to the following stipulations :-
 - (a) The three kinds red, yellow and green lights shall be fixed from top to bottom in that order at the intersections. The order of light signals to switch on shall be in a serial of red-green-yellow-red;
 - (b) If a green light bearing a figure of an arrow is intended to be used, it shall be placed at the right side or below the green light and shown together. Where the green lights are so fixed together a green light bearing a figure of an arrow may be used in stead of the original green light. Where the intersection has more than four roads meeting and two sets of three lights are placed side by side, a green light bearing a figure of an arrow shall be used in stead of the original green light;
 - (c) To enable the driving with care at the intersection when the traffic is light, the red and green lights may be switched off and the yellow light may be shown as a blinking yellow light;
 - (d) At the pedestrian zebra crossing or " T " junction a yellow blinking light or two alternate yellow lights may be installed;
 - (e) At the railway level crossing or at the draw bridge, a blinking red light or two alternate red lights may be installed;
 - (f) If separate signal lights are used for pedestrians, a red light with a figure of a man standing and a green light with a figure of a man walking shall be used by placing the above the other.
2. The stipulation for the colours of traffic signal lights are as follows:-
 - (a) Red: A vehicle shall stop behind a stop line if a red light is shown. If there is no stop line it shall stop before reaching the signal light post. No stopping shall be made on the pedestrian crossing;
 - (b). Yellow: If a yellow light is shown before reaching the stop line or signal light post, the vehicle shall stop behind the stop line or before reaching the signal light post;

Appendix "I" contd

- (c) Green: Driving may be made when the green light is shown. However, driving shall only be made when the traffic is clear: No rush driving shall be made by raising the speed to catch the green light;
- (d) Blinking red light or an alternating red light: A vehicle shall stop behind the stop line or before reaching the signal light post if such a light is shown. Only on the termination of such signals shall the driving proceed;
- (e) Blinking yellow light or an alternating yellow light: When such light is shown a driving cautiously with speed slowed down shall be done;
- (f) Red/green lights for pedestrian crossing: If a green light is shown for pedestrian a quick crossing shall be made with care. No crossing shall be made where a red light is shown.

- 3. The diagrams of the traffic signal lights are shown in Appendix (I-1).
- 4. The traffic signal lights shall be placed on the right side of a road or in an aerial view on the road to be seen properly by the drivers of vehicles, in the manner not impeding the vehicular traffic.




Diagram 127
Installed together with a green light below it.

Diagram 126
Installed together with a green light on the right hand side of it.

Diagrams 126 and 127 indicate the right of way as all lanes of the vehicle turning right.

Appendix "(I-1)"

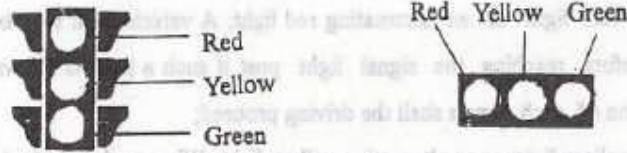
(A) Positions of three types of lights installed in a series

Diagram 155

Diagram 155(a)

The order of light signals to switch on shall be in a serial of red-green-yellow-red. Normally it is used for regulating the vehicular traffic at intersections.

(B) A green light having a figure of an arrow

Diagram 156

Installed together with a green light on the right hand side of it.

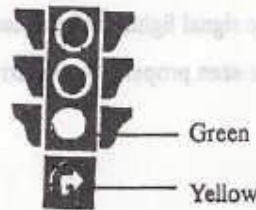


Diagram 157

Installed together with a green light below it.

Diagrams 156 and 157 indicate the right of way at all times of the vehicle turning right.



Diagram 158

A green light with a figure of an arrow used in stead of a green light.
The arrow in diagram 158 indicates the direction allowed to drive.



Diagram 159

Using of arrow figure in stead of green light when lights are fixed together.



Diagram 160

Using of arrow figure in stead of green light where two sets of three lights are installed side by side.

The figures of arrow under diagram 159 are used at the junction depending on the nature of road branched out. Diagram 160 shows the figures of arrow in stead of green lights at the junction where more than four roads meet.

- (C) Showing blinking yellow light after switching off the red light and green light out of three lights

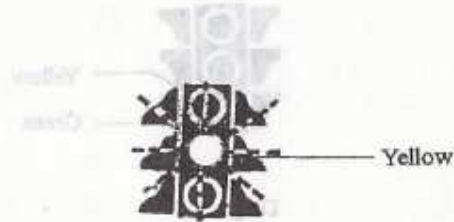


Diagram 161

It may be used when the traffic is light.

- (D) Blinking yellow light and alternating yellow lights.




Diagram 162

A blinking yellow light




Diagram 163

Two alternating yellow lights

These may be used at the pedestrian zebra crossings or at a " T " junction.


(E) Blinking red light and alternating red lights.

Diagram 164

Blinking red light

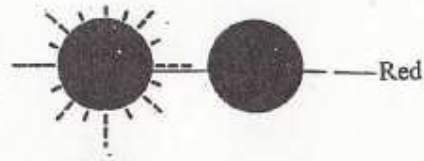


Diagram 165

Two alternating red lights

These are used at the rail-way level crossing, draw bridge and movable bridge.

(F) Separate signal lights for pedestrians

Diagram 166



Diagram 167(a)



Diagram 167(b)

Diagram 166 means no crossing of road when the red light with a figure of a standing person is shown.

Diagram 167(a) means the road may be crossed when the green light with a figure of a person walking is shown.

Diagram 167(b) means when the green light with a figure of a person walking is shown of and if the green light at the side blinks it is a warning that the green light is about to change into red light:-

- (a) if a person is in the process of crossing a road, to continue with crossing as quickly as possible to reach the other side: or
- (b) if it is just about to start crossing the road, to wait and not do the crossing.